



2014 RIDGELINE



YOU'RE NOT THE ONLY ONE WITH A SOLID WORK ETHIC.

Say hello to the 2014 Ridgeline. But chances are it'll be too busy to answer back. With an aggressive front grille and an all-new Special Edition trim (arriving in late 2013), the Ridgeline is more than tough. It works hard. It plays hard. And it has the brains to match its brawn with the innovative In-Bed Trunk,[™] dual-action tailgate, lift-up rear seats and Variable Torque Management[™] 4-wheel drive system (VTM-4[®]). So go ahead and tow, load or take the back roads to explore the great outdoors with a standard integrated trailer hitch and independent front and rear suspension. With the Ridgeline, you never have to hesitate, because it isn't just built to last, it's built to withstand.

GET 250 WORKHORSES UNDER THE HOOD.

The Ridgeline was built for power and efficiency. The abundant power of the 3.5-litre, SOHC, VTEC® V6 engine is bound to put a grin on your face. The engine's 250 horsepower and 247 lb.-ft. of torque¹ is paired with a thoroughly robust 5-speed automatic transmission with Grade Logic Control, and Honda's Variable Torque Management 4-wheel drive system (VTM-4®) to make short work of even the longest hauls. The sophisticated VTM-4 system can handle just about anything, from a slick, steep boat ramp to a rough-and-tumble back road, instantly directing power to the wheels with the best traction. The VTM-4 lock feature lets you manually lock the rear differential for maximum traction in tough situations. Unlike the solid rear axle on most trucks, the Ridgeline has a front and rear independent suspension. So its rugged off-road abilities are paired with a refined on-road ride, a stable, firmly planted feel, responsive steering and confidence-inspiring cornering.

With all that power and control, it's not surprising the Ridgeline comes with most of what you'll need for rigorous hauling duty. With the standard integrated trailer hitch and available towing kit, it'll tow up to 2,268 kg (5,000 lb.)²¹ and its closed-box, high-strength steel frame with unit-body construction gives it vastly superior rigidity compared to traditional body-on-frame trucks – so it can help pull those heavy loads with reassuring stability. You can also depend on a standard heavy-duty radiator with dual fans,²⁴ a power-steering cooler and an automatic-transmission cooler. Plus, the Ridgeline has plenty of stopping power, thanks to the 4-wheel Anti-Lock Braking System² (ABS) with large front and rear discs and Electronic Brake-force Distribution (EBD). With more stable stops, it's easier to get the job done right.



Accessorized model shown.

UNWIND AFTER THE DAILY GRIND.

In the Ridgeline, you get comfort for five and inventive utility for everyone. Take command from the driver's seat with available 10-way power adjustment including power-adjustable lumbar support, as well as an available dual-zone automatic climate control with air-filtration system. You also get an available 7-speaker AM/FM/CD/MP3/Windows Media® audio system with 6-disc in-dash CD changer and powerful subwoofer to play with, plus available heated front seats and leather-trimmed seating surfaces for that extra touch of refined comfort. The available steering wheel-mounted audio controls help command the available Honda Satellite-Linked Navigation System™⁷ with bilingual Voice Recognition. Speaking of bilingual, there's also an available HandsFreeLink™ Bluetooth® wireless mobile phone interface.⁵ And standard on the Ridgeline, a rearview camera shows the area directly behind your vehicle in the rearview mirror or on the available in-dash navigation system screen.² Should you find all this a bit more than you'd expect from a pickup truck, we think you'll get used to it.

IT'S OPEN TO WHATEVER.

SECURE YOUR MOST PRECIOUS CARGO IN THE LOCKABLE IN-BED TRUNK.™

THE STORAGE AREA UNDER THE REAR SEAT IS LARGE ENOUGH TO FIT A GOLF BAG.

THE WIDE-OPENING REAR DOORS EXPAND THE CARGO CAPABILITIES.



THE DUAL-ACTION TAILGATE SWINGS OPEN FOR EASIER UNLOADING.

THE CARGO BED IS STURDY AND STRONG, THANKS TO HIGH-STRENGTH STEEL (HSS) FRAME RAILS WITH INTERNAL STIFFENERS.

THERE'S EVEN MORE CARGO ROOM TO BE FOUND INSIDE THE VERSATILE CABIN.



GIVES NEW MEANING TO “FULLY LOADED.”

Inside and out, the Ridgeline is ready to haul gear of all shapes and sizes. It's equipped with an extremely durable Steel-Reinforced Composite (SRC) cargo bed that's dent and corrosion resistant. On top of that, it's constructed with High-Strength Steel (HSS) frame rails with internal stiffeners. Then there's the added flexibility of a dual-action tailgate that flips down, but also swings open to the side for easy loading and unloading of the cargo area. It also gives you access to the unique storage area of the In-Bed Trunk,™ which provides 240.7 litres of secure weatherproof storage space for toolboxes, golf clubs or anything else you need to keep safe. The Ridgeline's tailgate is also designed to support 137 kg (300 lb.), so you can slide in a thick stack of 4' x 8' plywood flat between the wheel wells, or load up a couple of Honda dirt bikes or an ATV.

The workhorse-like utility of the Ridgeline even extends into the passenger cabin. The centre console is a cargo bay in and of itself, and it gets even bigger when you slide the armrest forward. It has a wide armrest, a hidden tray for smaller items and a sliding beverage holder or food tray. Or fold up part of the 60/40 lift-up rear seat and take a passenger along with a whole lot of gear. The rear centre console has handy courtesy lights that brighten up the floor area, even with the seat down. The storage area under the seat is large enough to accommodate a golf bag. And thanks to the 60/40 lift-up rear seat and wide-opening doors, even a full-size mountain bike can fit right into the rear of the cabin. Whether you need the space for passengers, cargo, or both, the Ridgeline is ready.



SOLID ON SAFETY.

Honda is committed to providing one of the highest levels of standard safety features to help ensure occupant safety and protection. In 2013, the IIHS named the 2013 Ridgeline a Top Safety Pick, proof of that dedication. And through our ongoing real-world research, Honda is focused on developing solutions to enhance the safety of occupants in other vehicles and even pedestrians – an innovative idea that is quickly becoming a reality.

SOLID FRAME STRUCTURE

Like all Honda trucks, the Ridgeline is built with a solid unit-body frame for added strength, stability and vehicle handling. Impact-absorbing front and rear crumple zones are designed to deform in a controlled manner to help absorb collision energy while a rigid safety cell, reinforced with high-tensile steel and numerous cross braces, helps to stop cabin deformation.

SIX STANDARD AIRBAGS

The Ridgeline cabin is lined with six standard airbags, including side curtain airbags with rollover sensor. The passenger-side Occupant Position Detection System (OPDS) airbag is engineered not to deploy if it detects a smaller-sized or out-of-position passenger.

ACTIVE FRONT SEAT HEAD RESTRAINTS

Active front seat head restraints help minimize the potential for neck injuries during rear-end collisions by reducing the space between the occupant's head and the seat head restraint.

LATCH

Three standard Lower Anchors and Tethers for Children (LATCH) help provide three secure child-seat restraint positions in the second row.

PEDESTRIAN SAFETY

Innovative pedestrian safety features include energy-absorbing hood and front fenders and breakaway wiper pivots.

CONTROLLED BRAKING

To help with safe stopping, the 4-wheel Anti-lock Braking System² (ABS) helps you maintain control under hard braking conditions, while Electronic Brake-force Distribution (EBD) helps to optimize braking power based on weight distribution inside the vehicle. Brake Assist further helps to improve braking performance by applying full brake pressure when a panic stop is detected.

VEHICLE STABILITY ASSIST (VSA®)

Vehicle Stability Assist² with Traction Control senses and helps to correct oversteer and understeer scenarios to enhance handling and cornering stability. It also helps to minimize wheel spin when accelerating on loose or slippery surfaces, helping to inspire greater driver confidence.

TIRE PRESSURE MONITORING SYSTEM (TPMS)

For enhanced safety and fuel efficiency, the Tire Pressure Monitoring System³ continually checks the air pressure in each tire. If pressure drops in any one tire, the driver receives a dashboard alert.

ACCESSORIES

PACKAGES AND KITS

RIDGELINE UTILITY PACKAGE

- > Side steps – Silver, black, chrome
- > Roof rack – Black

RIDGELINE PROTECTION PACKAGE

- > Floorliner
- > Rear under seat cargo tray
- > Rear splash guards

HONDA i-LINC® KIT


Accessories listed in the packages may also be added individually to your Ridgeline.



HOOD EDGE DEFLECTOR



SHORT ROOF BOX



TRUCK BED EXTENDER



ROOF RACK – BLACK




SIDE STEPS – CHROME



TOWING KIT



DOOR VISOR



FRONT LOWER TRIM –
BRUSH GUARD STYLE



REAR UNDER SEAT
CARGO TRAY



FLOORLINER



CARGO NET – BED



REAR SPLASH GUARDS

OTHER ACCESSORIES AVAILABLE

- > 17" alloy wheels – SBC
- > 18" alloy wheels – SBC
- > Ashtray, cup holder type
- > Back-up sensor kit
- > Bike attachment – Trailer hitch mount
- > Bike attachment – Truck bed mount
- > Bike attachment – Upright roof mount
- > Body side moulding
- > Cargo net – Trunk
- > Chrome bumper trim – Front/rear
- > Cigarette lighter
- > Door edge guards
- > Engine block heater
- > Fog lights
- > Front grille
- > Full nose mask
- > Hard tonneau cover
- > In-Bed Trunk™ carpet
- > In-Bed Trunk™ divider
- > Interior trim – Metal
- > Motorcycle wheel guide
- > Rear under seat storage system
- > Roof rack – Anodized
- > Roof rack ski attachment
- > Roof rack snowboard attachment
- > Running boards
- > Square side steps – Black
- > Taillight trim
- > Trailer hitch ball 1 7/8" or 2"
- > Trailer hitch locking pin
- > Truck motorcycle bed extender
- > Wheel locks (exposed or unexposed)

THE POWER OF DREAMS, IN ALL THEIR FORMS.

At Honda, we're committed to being a leader in innovative thinking. It's part of everything we do, from the design of our vehicles to the way we work. We have a proud tradition of turning ideas into products and initiatives that help move and improve people's lives in every conceivable way. Today, our innovation manifests itself in many forms: our revolutionary Earth Dreams™ technology, the race-inspired performance of our motorcycles and automobiles, the mobility-assisting robot ASIMO, the high-flying HondaJet and the first full line of fuel-efficient, low-emission, 4-stroke outboard motors. We continually strive to do things others think can't be done, because true innovation comes from daring to dream.

Beyond dreaming up new products, Honda believes we have a responsibility to do everything we can to help preserve our planet. This belief is why we make every effort to ensure preservation of the environment in all of our company's activities. It's why our head office in Markham, Ontario was designed and built to be LEED® (Leadership in Energy and Environmental Design) Gold Certified. It's why our Alliston, Ontario plant is ISO 14001 certified. And it's why Honda, along with our associates and families, has helped plant more than 76,000 trees in Canada over the last 7 years.

As we move forward, we will continue to honour our responsibility and tradition of turning innovative ideas into products that help make our world a better place. That's what we do. That's The Power Of Dreams.




HONDAJET



MOTORCYCLES



SIDE BY SIDE



ASIMO



HONDA CAMPUS



MARINE



ATVs



POWER EQUIPMENT



BLUE SKIES FOR OUR CHILDREN

EXTERIOR COLOURS

INTERIOR COLOURS



EXT/INT COLOURS	DX	SPORT	SPECIAL EDITION ²³	TOURING
CRYSTAL BLACK PEARL	GREY FABRIC	DARK GREY FABRIC	DARK GREY LEATHER	DARK GREY OR BEIGE LEATHER
OBSIDIAN BLUE PEARL				GREY LEATHER
DARK CHERRY PEARL				DARK GREY LEATHER
TAFFETA WHITE	GREY FABRIC	DARK GREY FABRIC	DARK GREY LEATHER	GREY LEATHER
ALABASTER SILVER METALLIC		DARK GREY FABRIC	DARK GREY LEATHER	DARK GREY LEATHER
MODERN STEEL METALLIC	GREY FABRIC			DARK GREY LEATHER





ENGINE	DX	SPORT	SPECIAL EDITION ²³	TOURING
3.5-LITRE, 24-VALVE, SOHC, VTEC® V6	•	•	•	•
HORSEPOWER @ RPM ¹	250 @ 5700	250 @ 5700	250 @ 5700	250 @ 5700
TORQUE (LB.-FT. @ RPM) ¹	247 @ 4300	247 @ 4300	247 @ 4300	247 @ 4300
DISPLACEMENT (CC)	3471	3471	3471	3471
EMISSIONS RATING	TIER 2 BIN 5	TIER 2 BIN 5	TIER 2 BIN 5	TIER 2 BIN 5
BORE AND STROKE (MM)	89 X 93	89 X 93	89 X 93	89 X 93
COMPRESSION RATIO	10.0:1	10.0:1	10.0:1	10.0:1
REDLINE (RPM)	6300	6300	6300	6300
DRIVE-BY-WIRE THROTTLE SYSTEM™	•	•	•	•
FRESH-AIR INTAKE	•	•	•	•
MULTI-POINT PROGRAMMED FUEL INJECTION SYSTEM (PGM-FI®)	•	•	•	•

DRIVETRAIN	DX	SPORT	SPECIAL EDITION ²³	TOURING
5-SPEED AUTOMATIC TRANSMISSION WITH GRADE LOGIC CONTROL	•	•	•	•
COLUMN-MOUNTED SHIFTER	•	•	•	•
FINAL DRIVE RATIO	4.533	4.533	4.533	4.533
HEAVY-DUTY AUTOMATIC-TRANSMISSION COOLER	•	•	•	•
LIMITED-SLIP REAR DIFFERENTIAL	•	•	•	•
VARIABLE TORQUE MANAGEMENT™ 4-WHEEL DRIVE SYSTEM (VTM-4®)	•	•	•	•

TOWING	DX	SPORT	SPECIAL EDITION ²³	TOURING
GROSS VEHICLE WEIGHT RATING (GVWR) – (KG)	2745	2745	2745	2745
HEAVY-DUTY POWER-STEERING COOLER	•	•	•	•
HEAVY-DUTY RADIATOR WITH DUAL FANS	•	•	•	•
PAYLOAD CAPACITY (KG)	694	707	707	669
TOWING CAPACITY ²¹ – (KG)	2268	2268	2268	2268
WIRED FOR 7-PIN TRAILER CONNECTION	•	•	•	•
WIRED FOR TRAILER BRAKE CONTROLLER	•	•	•	•

CHASSIS	DX	SPORT	SPECIAL EDITION ²³	TOURING
17" STYLED STEEL WHEELS	•			
18" ALLOY WHEELS		BLACK	SILVER WITH BLACK HIGHLIGHTS	SILVER
ALL-SEASON TIRES	P245/65 R17 105T	P245/60 R18 104T	P245/60 R18 104T	P245/60 R18 104T
SPARE TIRE	T165/90 R17 105M	T165/90 R17 105M	T165/90 R17 105M	T165/90 R17 105M
FULLY BOXED HIGH-STRENGTH STEEL (HSS) FRAME RAILS WITH INTERNAL STIFFENERS	•	•	•	•
INTEGRATED CLOSED-BOX FRAME WITH UNIT-BODY CONSTRUCTION	•	•	•	•
INTEGRATED TRAILER HITCH	•	•	•	•
MACPHERSON STRUT FRONT SUSPENSION	•	•	•	•
MULTI-LINK REAR SUSPENSION WITH TRAILING ARMS	•	•	•	•
POWER-ASSISTED, VENTILATED FRONT DISC/SOLID REAR DISC BRAKES	•	•	•	•
STEEL-REINFORCED COMPOSITE (SRC) CARGO BED	•	•	•	•
VARIABLE POWER-ASSISTED RACK-AND-PINION STEERING	•	•	•	•

SAFETY	DX	SPORT	SPECIAL EDITION ²³	TOURING
3-POINT REAR CENTRE SEAT BELT	•	•	•	•
3-POINT SEAT BELTS WITH FRONT PRETENSIONERS	•	•	•	•
4-WHEEL ANTI-LOCK BRAKING SYSTEM ² (ABS) WITH ELECTRONIC BRAKE-FORCE DISTRIBUTION (EBD) AND BRAKE ASSIST	•	•	•	•
ACTIVE FRONT SEAT HEAD RESTRAINTS	•	•	•	•

SAFETY	DX	SPORT	SPECIAL EDITION ²³	TOURING
CHILDPROOF REAR DOOR LOCKS	•	•	•	•
DUAL-STAGE, MULTIPLE-THRESHOLD FRONT AIRBAGS (SRS)	•	•	•	•
FRONT SIDE AIRBAGS WITH PASSENGER-SIDE OCCUPANT POSITION DETECTION SYSTEM (OPDS)	•	•	•	•
IMMOBILIZER THEFT-DETERRENT SYSTEM	•	•	•	•
LOWER ANCHORS AND TETHERS FOR CHILDREN (LATCH) IN 2ND ROW SECURITY SYSTEM	3	3	3	3
SIDE CURTAIN AIRBAGS WITH ROLLOVER SENSOR	•	•	•	•
TIRE PRESSURE MONITORING SYSTEM ³ (TPMS) WITH LOCATION INDICATORS	•	•	•	•
VEHICLE STABILITY ASSIST ² (VSA [®]) WITH TRACTION CONTROL	•	•	•	•

EXTERIOR	DX	SPORT	SPECIAL EDITION ²³	TOURING
BLACK FRONT GRILLE		•	•	
BLACK HEADLIGHTS		•	•	
BLACK TAILLIGHTS		•	•	
“SPORT” BADGE		•		
“SPECIAL EDITION” BADGE			•	
“TOURING” BADGE				•
DOOR HANDLES	BLACK	BODY-COLOURED	BODY-COLOURED	BODY-COLOURED
DUAL-ACTION TAILGATE	•	•	•	•
FOG LIGHTS		•	•	•
FRONT SPLASH GUARDS	•	•	•	•
HEATED FOLDING POWER SIDE MIRRORS	BLACK	BODY-COLOURED	BODY-COLOURED	BODY-COLOURED
HEAVY-DUTY FRONT AND REAR TOW HOOKS	•	•	•	•
HEAVY-DUTY TIE-DOWN CLEATS (8)	•	•	•	•
HIDDEN ROOF-MOUNTED ANTENNA	•	•	•	•
IN-BED TRUNK™	•	•	•	•
INTEGRATED BED LIGHTS (4) WITH AUTO-OFF TIMER	•	•	•	•
MULTI-REFLECTOR HALOGEN HEADLIGHTS	WITH AUTO-OFF	WITH AUTO-OFF	WITH AUTO-OFF	WITH AUTO-OFF
POWER MOONROOF WITH TILT FEATURE				•
REAR PRIVACY GLASS		•	•	•
VARIABLE INTERMITTENT WINDSHIELD WIPERS WITH AUTOMATIC HEATED WIPER ZONE	•	•	•	•

COMFORT & CONVENIENCE	DX	SPORT	SPECIAL EDITION ²³	TOURING
12-VOLT POWER OUTLETS (3)	•	•	•	•
115-VOLT POWER OUTLET (1)				•
AIR CONDITIONING WITH AIR-FILTRATION SYSTEM	•	•	•	
DUAL-ZONE AUTOMATIC CLIMATE CONTROL WITH AIR-FILTRATION SYSTEM				•
REARVIEW CAMERA ² WITH DISPLAY IN REARVIEW MIRROR	•	•	•	
REARVIEW CAMERA ² WITH DISPLAY IN NAVIGATION SYSTEM				•
DOOR-POCKET STORAGE BINS	•	•	•	•
DRIVER'S AND FRONT PASSENGER'S ILLUMINATED VANITY MIRRORS	•	•	•	•
EXTERIOR TEMPERATURE INDICATOR	•	•	•	•
FLOOR MATS	ALL-WEATHER	ALL-WEATHER	ALL-WEATHER	CARPET
HANDSFREELINK™-BILINGUAL BLUETOOTH [®] WIRELESS MOBILE PHONE INTERFACE ⁵				•
HOMELINK [®] REMOTE SYSTEM ⁶				•
HONDA SATELLITE-LINKED NAVIGATION SYSTEM™ ⁷ WITH BILINGUAL VOICE RECOGNITION				•
MAINTENANCE MINDER™ SYSTEM	•	•	•	•
MAP LIGHTS	•	•	•	•

COMFORT & CONVENIENCE	DX	SPORT	SPECIAL EDITION ²³	TOURING
MULTI-FUNCTIONAL CENTRE CONSOLE STORAGE WITH SLIDING ARMREST	•	•	•	•
OVERHEAD SUNGLASSES HOLDER	•	•	•	•
POWER SLIDING REAR CABIN WINDOW	•	•	•	•
POWER WINDOWS WITH AUTO-UP/DOWN DRIVER'S WINDOW	•	•	•	•
REAR-SEAT HEATER DUCTS	•	•	•	•
REMOTE ENTRY SYSTEM	•	•	•	•
STEERING WHEEL-MOUNTED CRUISE CONTROL	•	•	•	•
TILT STEERING COLUMN	•	•	•	•
TRIP COMPUTER	•	•	•	•

SEATING & TRIM	DX	SPORT	SPECIAL EDITION ²³	TOURING
60/40 LIFT-UP REAR SEAT WITH UNDERSEAT STORAGE	•	•	•	•
DRIVER'S SEAT WITH 6-WAY MANUAL ADJUSTMENT	•	•		
DRIVER'S SEAT WITH 10-WAY POWER ADJUSTMENT INCLUDING POWER-ADJUSTABLE LUMBAR SUPPORT			•	•
HEATED FRONT SEATS			•	•
LEATHER-TRIMMED SEATING SURFACES			•	•
LEATHER-WRAPPED STEERING WHEEL		•	•	•
PASSENGER'S SEAT WITH 4-WAY ADJUSTMENT	•	•	•	•
SEATING CAPACITY	5	5	5	5

ENTERTAINMENT	DX	SPORT	SPECIAL EDITION ²³	TOURING
100-WATT AM/FM/CD AUDIO SYSTEM WITH MP3/WINDOWS MEDIA [®] AUDIO PLAYBACK CAPABILITY AND 6 SPEAKERS	•	•	•	
160-WATT AM/FM/CD AUDIO SYSTEM WITH 6-DISC IN-DASH CD CHANGER, MP3/WINDOWS MEDIA [®] AUDIO PLAYBACK CAPABILITY AND 7 SPEAKERS INCLUDING SUBWOOFER				•
MP3/AUXILIARY INPUT JACK		•	•	•
STEERING WHEEL-MOUNTED AUDIO CONTROLS WITH ILLUMINATION		•	•	•
SIRIUSXM ^{™13}				•

FUEL ECONOMY ¹⁴ (L/100 KM)	DX	SPORT	SPECIAL EDITION ²³	TOURING
AUTOMATIC TRANSMISSION (CITY/HWY/COMBINED)	13.6/9.6/11.8	13.6/9.6/11.8	13.6/9.6/11.8	13.6/9.6/11.8
RECOMMENDED FUEL	REGULAR	REGULAR	REGULAR	REGULAR

DIMENSIONS	DX	SPORT	SPECIAL EDITION ²³	TOURING
APPROACH/BREAKOVER/DEPARTURE ANGLE (DEGREES)	24.5/21/22	24.5/21/22	24.5/21/22	24.5/21/22
CURB WEIGHT (KG)	2051	2038	2048	2076
FUEL TANK CAPACITY (L)	83.3	83.3	83.3	83.3
GROUND CLEARANCE (MM)	208	208	208	208
HEADROOM - FRONT/2ND ROW (MM)	1034/993	1034/993	1034/993	983/991
HEIGHT (MM)	1786	1786	1786	1808
HIP ROOM - FRONT/2ND ROW (MM)	1463/1453	1463/1453	1463/1453	1463/1453
IN-BED TRUNK [™] CAPACITY (L)	240.7	240.7	240.7	240.7
LEGROOM - FRONT/2ND ROW (MM)	1036/925	1036/925	1036/925	1036/925
LENGTH (MM)	5255	5255	5255	5255
PASSENGER VOLUME (L)	3174	3174	3174	3084
PICKUP BED LENGTH (MM)	1524	1524	1524	1524
PICKUP BED WIDTH (MM)	1257	1257	1257	1257
SHOULDER ROOM - FRONT/2ND ROW (MM)	1605/1590	1605/1590	1605/1590	1605/1590
TRACK - FRONT/REAR (MM)	1705/1700	1705/1700	1705/1700	1705/1700

DIMENSIONS	DX	SPORT	SPECIAL EDITION ²³	TOURING
TURNING RADIUS (M)	6.5	6.5	6.5	6.5
WASHER TANK CAPACITY (L)	4.5	4.5	4.5	4.5
WHEELBASE (MM)	3100	3100	3100	3100
WIDTH (MM)	1976	1976	1976	1976

RIDGELINE DX – KEY FEATURES

- 250 HORSEPOWER,¹ 3.5-LITRE, 24-VALVE, SOHC, VTEC[®] V6 ENGINE
- 5-SPEED AUTOMATIC TRANSMISSION WITH GRADE LOGIC CONTROL
- 17" STYLED STEEL WHEELS
- 60/40 LIFT-UP REAR SEAT WITH UNDERSEAT STORAGE
- 100-WATT AM/FM/CD AUDIO SYSTEM WITH MP3/ WINDOWS MEDIA[®] AUDIO PLAYBACK CAPABILITY AND 6 SPEAKERS
- VARIABLE TORQUE MANAGEMENT[™] 4-WHEEL DRIVE SYSTEM (VTM-4[®])
- INTEGRATED CLOSED-BOX FRAME WITH UNIT-BODY CONSTRUCTION
- DUAL-ACTION TAILGATE
- IN-BED TRUNK[™]
- INTEGRATED TRAILER HITCH
- 2268 KG (5000 LB.) TOWING CAPACITY²¹
- REARVIEW CAMERA² WITH DISPLAY IN REARVIEW MIRROR
- 4-WHEEL ANTI-LOCK BRAKING SYSTEM² (ABS) WITH ELECTRONIC BRAKE-FORCE DISTRIBUTION (EBD) AND BRAKE ASSIST
- VEHICLE STABILITY ASSIST² (VSA[®]) WITH TRACTION CONTROL

RIDGELINE SPORT – KEY FEATURES

ADDS TO OR REPLACES DX FEATURES:

- 18" BLACK ALLOY WHEELS
- BLACK FRONT GRILLE
- BLACK HEADLIGHTS
- BLACK TAILLIGHTS
- BODY-COLOURED DOOR HANDLES
- BODY COLOURED HEATED FOLDING POWER SIDE MIRRORS
- FOG LIGHTS
- REAR PRIVACY GLASS
- MP3 AUXILIARY INPUT JACK
- LEATHER-WRAPPED STEERING WHEEL
- STEERING WHEEL-MOUNTED AUDIO CONTROLS WITH ILLUMINATION

RIDGELINE SPECIAL EDITION²³ – KEY FEATURES

ADDS TO OR REPLACES SPORT FEATURES:

- 18" ALLOY WHEELS – SILVER WITH BLACK HIGHLIGHTS
- DRIVER'S SEAT WITH 10-WAY POWER ADJUSTMENT INCLUDING POWER-ADJUSTABLE LUMBAR SUPPORT
- HEATED FRONT SEATS
- LEATHER-TRIMMED SEATING SURFACES

RIDGELINE TOURING – KEY FEATURES

ADDS TO OR REPLACES SPECIAL EDITION²³

FEATURES:

- 18" SILVER ALLOY WHEELS
- HONDA SATELLITE-LINKED NAVIGATION SYSTEM^{™7} WITH BILINGUAL VOICE RECOGNITION
- 160-WATT AM/FM/CD AUDIO SYSTEM WITH 6-DISC IN-DASH CD CHANGER, MP3/WINDOWS MEDIA[®] AUDIO PLAYBACK CAPABILITY AND 7 SPEAKERS INCLUDING SUBWOOFER
- SIRIUSXM^{™13}
- REARVIEW CAMERA² WITH DISPLAY IN NAVIGATION SYSTEM
- HANDSFREELINK[™]-BILINGUAL BLUETOOTH[®] WIRELESS MOBILE PHONE INTERFACE⁵
- POWER MOONROOF WITH TILT FEATURE
- DUAL-ZONE AUTOMATIC CLIMATE CONTROL WITH AIR-FILTRATION SYSTEM





WE'RE HERE. At Honda, assistance and support are always available. The team of trained technicians at your Honda dealership will help keep your vehicle in terrific shape. If you need more information or assistance relating to your warranty, call us at 1-888-9-HONDA-9. For all of the latest Honda information, including product specifications, pricing, photos and more, visit honda.ca. It has everything you need to “design” your Honda and personalize it with items from a list of quality accessories.

WE'RE READY TO HELP. When you purchase a new Honda, you automatically receive Honda Plus Roadside Assistance. This service is available to you, or any authorized driver, 24 hours a day, 7 days a week, anywhere in Canada or the continental United States. Coverage is for 3 years over an unlimited distance and includes a 24-hour toll-free Honda Plus Roadside Assistance number, mechanical breakdown towing, emergency roadside service and many other helpful features. Ask your dealer for more information.

HONDA PLUS EXTENDED WARRANTY. Experience added protection with Honda Plus coverage that is behind you for the road ahead. With available coverage options of up to 8 years/200,000 km, you can choose the one that best suits your needs. With a plan this wide-ranging, the only thing that's uncertain is where it will take you.

HONDA FINANCIAL SERVICES. Whether you buy or lease a Honda, Honda Financial Services can assist you with the process. Ask your dealer which lease or purchase plan best suits your needs.

NEW HONDA VEHICLE WARRANTY. The Honda warranty protection makes Power Train components a minor concern with the Honda 5-year/100,000-km No Nonsense Warranty. In addition to the Honda 5-year/100,000-km No Nonsense Warranty, you and your new Honda are protected by a Honda 3-year/60,000-km Distributor's Warranty as well as an additional series of warranties for such items as emission controls, body corrosion and more.

GENUINE HONDA ACCESSORIES give you the opportunity to fine-tune your new Honda just how you like it. Whether you want to turn up the style, the versatility or the exclusivity, every accessory is designed and built to adhere to the strictest Honda standards. See your dealer for full details.

GENUINE HONDA REPLACEMENT PARTS are made to the same exacting standards as original Honda components and are guaranteed by the Genuine Honda Parts Warranty. Using Genuine Honda Parts will help to maintain the quality, reliability and performance of your vehicle.



NEED MORE INFORMATION? GET THE LATEST PHOTOS, MSRPS, FEATURES, ACCESSORIES, SPECS AND MORE AT HONDA.CA

Always use seat belts and appropriate child seats. Children 12 and under are safest when properly restrained in a rear seat. Honda reminds you to properly secure all items stored in the cargo area.¹Horsepower and torque calculations reflect SAE net, Rev. 08/04, SAE J1349 procedures. ²Does not replace the driver's responsibility to exercise due care while driving. ³For optimal tire wear and performance, tire pressure should be checked regularly with a gauge. Do not rely solely on the monitor system. ⁴Only compatible with certain devices. ⁵HomeLink[®] can be programmed with codes of up to three remote-control devices (e.g., garage-door opener, home security system, etc.). Additional control devices not provided by Honda may be required. ⁶Map Database of the Honda Satellite-Linked Navigation System covers major metropolitan areas in southern Canada and the 48 contiguous U.S. states. For a list of current detailed coverage areas, refer to the Honda web site, www.honda.ca. ⁷Includes a no-charge trial of 3 months, beyond which service fees apply. Available in 10 Canadian provinces and 48 contiguous U.S. states. See terms and conditions at www.siriusxm.ca. ⁸Based on 2014 EnerGuide Fuel Consumption Guide ratings published by Natural Resources Canada. Transport Canada approved test methods used. Your actual fuel consumption will vary based on driving habits and other factors - use for comparison only. ⁹See your owner's manual for proper towing operation. ¹⁰The 2014 Honda Ridgeline Special Edition trim will be available in late 2013. ¹¹Heavy-duty radiator with 160-watt fans (2).

Some of the technologies described in this brochure come with limitations. See owner's manual for complete details. Specifications, features, illustrations and equipment shown in this catalogue are based on the latest available information at the time of publication. Although descriptions are believed to be correct, accuracy cannot be guaranteed. Honda Canada Inc. reserves the right to make changes at any time, without notice or obligation, in colours, specifications, accessories, materials and models. Some vehicles are shown with optional equipment. Some vehicles shown are U.S. models. Canadian specifications may vary. Bluetooth is a registered trademark of SIG Inc. HandsFreeLink and HomeLink are registered trademarks or trademarks of Johnson Controls Technology. Windows Media is a registered trademark of Microsoft Corporation. © 2013 Sirius XM Canada Inc. "SiriusXM", the SiriusXM logo, channel names and logos are trademarks of SiriusXM Radio Inc. and are used under license. Honda, Ridgeline, VTEC, Drive-by-Wire Throttle System, Honda Satellite-Linked Navigation System, In-Bed Trunk, Maintenance Minder, PGM-FI, Variable Torque Management, VTM-4, USA, The Power of Dreams, HondaJet and ASIMO are trademarks of Honda Motor Co., Ltd.