

2015
ACCORD



HONDA.CA/ACCORD



A road for every Honda.

The urban artery. A city-spanning thoroughfare with many sides. One moment, it's quiet and conservative. The next, dynamic and electric. And from it, life flows in every direction – much like the Honda Accord.

Whether soaking up the city middle, ambling around the outskirts or crossing over into easy country, your Accord is a wellspring of experiences. All you have to do is get in and go.

OVERVIEW P.1/2

SEDAN P.3/4

COUPE P.5/6

HYBRID P.7/8

INTERIOR P.9/10

TECHNOLOGY P.11/12

**PERFORMANCE
& EFFICIENCY** P.13/14

SAFETY P.15/16

ACCESSORIES P.17/18

THE POWER OF DREAMS P.19/20

WARRANTY P.21

SEDAN SPECS P.22-24

SEDAN COLOURS & TRIMS P.25-26

COUPE SPECS P.27-28

COUPE COLOURS & TRIMS P.29-30

The Accord knows one thing very well. Its audience.

The Accord knows its drivers. It knows them inside and out. It knows how its bold, confident styling inspires the very same from anyone who gets behind the wheel. It knows how its spacious interior makes them feel right at home. How its cutting-edge technology is sophisticated enough to revolutionize their drive, yet simple enough to navigate with ease. And it knows how Earth Dreams™ technology can deliver performance without putting a nozzle in their hands too often. Just like every Accord before it, the 2015 Accord was designed this way for a reason – it was designed with you in mind.



Every day is driver appreciation day.

The Accord Sedan isn't just a people mover, it's a people pleaser. On the outside, it sports a bold, athletic look with details you'll appreciate, like a chrome grille, available chrome door handles and available LED daytime running lights. Under the hood, the available 3.5-litre V6 engine excites your senses with performance, while it delights your bank balance with its efficiency. While you drive, the Accord Sedan covers virtually every angle, with the available Honda LaneWatch™ blind spot display¹ revealing more of your right lane, the available Lane Departure Warning^{1,2} system keeping you between the lines and the available Forward Collision Warning^{1,2} system keeping an eye out in front for sudden changes in speed in other vehicles. Add interior luxuries like the standard heated front seats and available heated rear seats, and the Accord Sedan will leave any driver with a smile on their face.



KEY FEATURES

Available 18" aluminum-alloy wheels

Available LED headlights

Available dual exhaust with chrome finishers



1. None of the features we describe are intended to replace the driver's responsibility to exercise due care while driving. Drivers should not use handheld devices or operate certain vehicle features unless it is safe and legal to do so. Some features have technological limitations. For additional feature information, limitations and restrictions, please visit www.honda.ca/disclaimers or refer to the vehicle's Owner's Manual.

2. System operation may be affected by extreme interior heat.



The athlete of the family.

The Accord Coupe is many things. On the outside, it's all muscle, with a sleek, sculpted and sporty look completed by available features like the 18" aluminum-alloy wheels and the dual exhaust with chrome finishers. Under the hood, it's a firecracker, featuring a 2.4-litre, 16-valve, Direct injection DOHC, i-VTEC® 4-cylinder Earth Dreams™ engine, paired with either a 6-speed manual transmission or the available continuously variable transmission (CVT). Or you can opt for the 3.5-litre, 24-valve, SOHC, i-VTEC® V6 Earth Dreams™ engine, paired to an available 6-speed automatic transmission (AT) with Grade Logic Control or a 6-speed manual transmission (MT). It's also a blast to drive, thanks to the available steering wheel-mounted paddle shifters (on trims with CVT and AT only). And inside, it's a genius, with available features like the Honda LaneWatch™ blind spot display¹, Lane Departure Warning^{1,2} system and Forward Collision Warning^{1,2} system. One thing the Accord Coupe is not, is a bore.



KEY FEATURES

Available LED daytime running lights
 Chrome door handles
 Available 18" aluminum-alloy wheels
 Available steering wheel-mounted paddle shifters
 Available 3.5-litre, 24-valve, SOHC, i-VTEC® V6 engine

1. None of the features we describe are intended to replace the driver's responsibility to exercise due care while driving. Drivers should not use handheld devices or operate certain vehicle features unless it is safe and legal to do so. Some features have technological limitations. For additional feature information, limitations and restrictions, please visit www.honda.ca/disclaimers or refer to the vehicle's Owner's Manual.

2. System operation may be affected by extreme interior heat.

Rest your weary nozzle-hand.

Just by looking at the Accord Hybrid, you can tell it's going to be a one-of-a-kind experience, with its blue-accented grille, blue-accented front headlights, unique aerodynamic aluminum-alloy wheels and rear deck lid spoiler lending it an original look. Under the hood sits an intelligent two-motor hybrid powertrain, which effectively pairs performance and fuel economy in three distinct driving modes: EV Drive, Hybrid Drive and Engine Drive. The hybrid is also loaded with the same innovative technology, safety features and elegant luxury you find in every Accord. But what else would you expect from a vehicle that's as focused on its passengers as it is on the planet?



KEY FEATURES

- LED daytime running lights*
- Available LED headlights*
- Proximity key entry system and pushbutton start*
- Available power moonroof with tilt feature*
- Heated front seats and available heated rear seats*



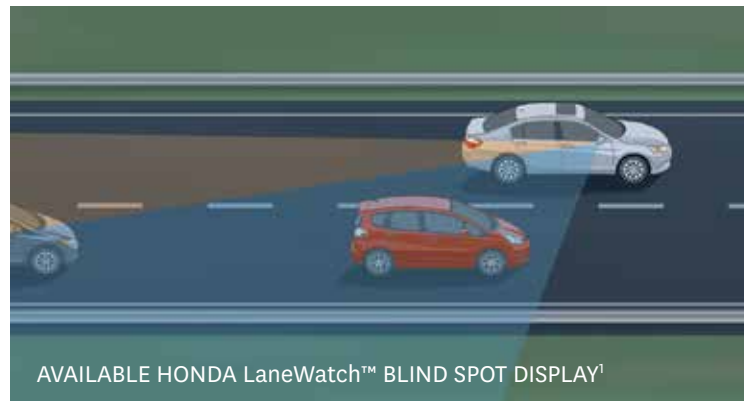
Door-to-door luxury.

Inside the Accord, the elegant interior indulges every need of driver and passenger alike. There's the luxury of heated front seats and available heated rear seats (on Sedan only). There's the available perforated leather-trimmed seating surfaces. There's the control of the driver's seat with 8-way power adjustment, lumbar support and available driver's seat position memory. There's the customizable comfort of the available dual-zone automatic climate control with air-filtration system. There's the soothing sounds of the available 7-speaker Premium audio system, which can be enjoyed to the fullest with Active Noise Cancellation (ANC) helping to keep outside noise at bay. Take a seat in the Accord and indulge yourself on the road.



The future called. It's now.

The Accord is loaded with a host of cutting-edge technology features to simplify your life and keep you in the loop, even when you're offline.



AVAILABLE HONDA LaneWatch™ BLIND SPOT DISPLAY¹



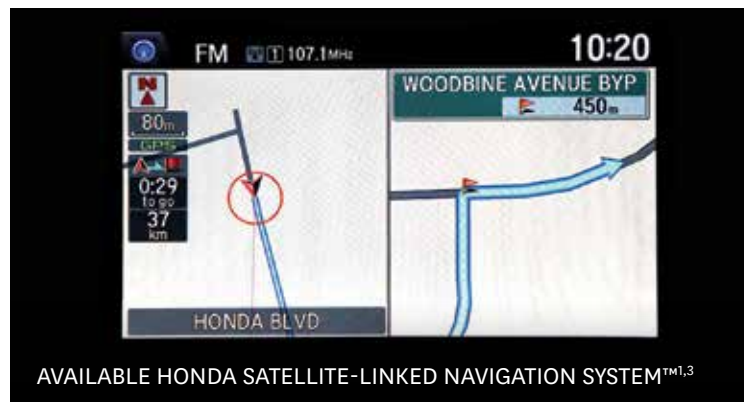
AVAILABLE MULTI-ANGLE REARVIEW CAMERA¹



HandsFreeLink™-BILINGUAL BLUETOOTH® WIRELESS MOBILE PHONE INTERFACE^{1,2}



i-MID (INTELLIGENT MULTI-INFORMATION DISPLAY)



AVAILABLE HONDA SATELLITE-LINKED NAVIGATION SYSTEM™^{1,3}



AVAILABLE PUSHBUTTON START



Honda LaneWatch™ blind spot display

This available feature uses a camera on the passenger's side mirror designed to greatly reduce your blind spot on that side.¹ Signal right and a live video displays on your dashboard screen, revealing nearly four times more area than the mirror alone.

i-MID

The 8" i-MID (intelligent Multi-Information Display) not only keeps you connected to the Accord's text message^{1,2} and e-mail^{1,2} functionality, it also provides a host of important vehicle information such as fuel efficiency and trip range, as well as other features like audio and phone info, the standard rearview camera¹ and available Honda Satellite-Linked Navigation System.^{™1,3}

HandsFreeLink™-bilingual Bluetooth® wireless mobile phone interface

Keep your focus on the road ahead. Make and receive calls without taking your hands off the wheel with the HandsFreeLink™-bilingual Bluetooth® wireless mobile phone interface.^{1,2}

Honda Satellite-Linked Navigation System™

Lose yourself in your drive, but never on the map. The available Honda Satellite-Linked Navigation System^{1,3} with bilingual Voice Recognition, 3D map display and FM Traffic⁴ makes it easy to find and keep your bearings.

Multi-angle rearview camera

Get a better look at what's behind you with the standard rearview camera¹ or the available multi-angle rearview camera.¹ It has three different viewing angles: wide, normal and top-down, for added perspective and easier reversing.

Proximity key entry system with pushbutton start

The Accord comes with an available proximity key entry system with pushbutton start that lets you unlock its doors without taking your keys out of your pocket or purse. It also allows you to pop the trunk or start the engine with just the push of a button.

¹ None of the features we describe are intended to replace the driver's responsibility to exercise due care while driving. Drivers should not use handheld devices or operate certain vehicle features unless it is safe and legal to do so. Some features have technological limitations. For additional feature information, limitations and restrictions, please visit www.honda.ca/disclaimers or refer to the vehicle's Owner's Manual.

² Only compatible with certain devices and operating systems. Cellular data and/or voice charges may apply, including roaming charges and/or other amounts charged by your wireless carrier.

³ Map database covers major metropolitan areas in Canada and 48 contiguous U.S. states.

⁴ Coverage varies by market.

Leaves other cars in the driveway.

The Accord features a 2.4-litre, 16-valve, Direct Injection DOHC, i-VTEC® 4-cylinder engine with available 189 horsepower,¹ paired with either a 6-speed manual transmission or the available continuously variable transmission (CVT). Or you can opt for the 3.5-litre, 24-valve, SOHC, i-VTEC® V6 engine with 278 horsepower,¹ available on the Coupe and Sedan, paired to a 6-speed automatic transmission or a 6-speed manual transmission (Coupe only). But not only is the Accord thrilling to drive, our revolutionary Earth Dreams™ technology is designed with fuel efficiency and the environment in mind, reducing friction while improving torque for an unforgettable driving experience.

1. Horsepower and torque calculations reflect SAE net, Rev. 08/04, SAE J1349 procedures.



KEY FEATURES

ECON mode button

Eco Assist™ system

Earth Dreams™ technology

Available 3.5-litre, 24-valve, SOHC,

i-VTEC® V6 engine

Solid on safety.

At Honda, we are committed to providing one of the highest levels of standard safety features to help ensure the safety of occupants, other drivers and even pedestrians. With this peace of mind, our drivers have the confidence to enjoy every road to the fullest.

ACTIVE SAFETY

Controlled braking

To help with safe stopping, the 4-wheel Anti-lock Braking System¹ (ABS) is engineered to help you maintain control under hard braking conditions, while Electronic Brake-force Distribution (EBD) helps to optimize braking power based on weight distribution inside the vehicle. Brake Assist is designed to help improve braking performance by applying full brake pressure when a panic stop is detected.

Lane Departure Warning (LDW) system

Using a camera behind the rearview mirror, the available Lane Departure Warning system^{1,2} is designed to monitor vehicle lane position and alert you when your vehicle drifts into a new lane when you haven't signaled.

PASSIVE SAFETY

Next Generation ACE™ body structure

The highly innovative Next Generation ACE™ body structure is engineered to help disperse frontal impact energy to enhance occupant protection, while more effectively controlling it in severe collisions, to help prevent intrusion into the passenger cabin.

Child safety

The Accord features childproof rear door locks, as well as rear seat Lower Anchors and Tethers for Children (LATCH), which is designed to help provide secure child-seat restraint.

Vehicle Stability Assist (VSA®) with Traction Control

Vehicle Stability Assist¹ with Traction Control is designed to sense and help to correct oversteer and understeer scenarios to enhance handling and cornering stability. It also helps to minimize wheel spin when accelerating on loose or slippery surfaces, inspiring greater driver confidence.

Tire Pressure Monitoring System

For enhanced safety and fuel efficiency, the Tire Pressure Monitoring System³ continually checks the air pressure in each tire. If pressure drops in any one tire, the driver receives a dashboard alert.

Six standard airbags

The Accord comes with six standard airbags, surrounding you with safety features. It features Smartvent™ side airbags, a Honda safety innovation, designed to deploy safely in a manner that helps mitigate the risk of injury to smaller occupants in the front seats. On top of all that, it features a side curtain airbag with a wider deployment profile designed to help enhance ejection mitigation.

Pedestrian safety

Innovative pedestrian safety features include energy-absorbing hood and front fenders and deformable wiper pivots.

Forward Collision Warning (FCW) system

The available Forward Collision Warning system^{1,2} uses an onboard camera designed to detect the presence of vehicles in front of you and issue alerts if you're approaching with too much speed.

Seat belt safety

The Accord helps prepare you for the unexpected with 3-point height-adjustable seat belts with front automatic tensioning system and 3-point rear seat belts.

1. None of the features we describe are intended to replace the driver's responsibility to exercise due care while driving. Drivers should not use handheld devices or operate certain vehicle features unless it is safe and legal to do so. Some features have technological limitations. For additional feature information, limitations and restrictions, please visit www.honda.ca/disclaimers or refer to the vehicle's Owner's Manual.

2. System operation may be affected by extreme interior heat.

3. For optimal tire wear and performance, tire pressure should be checked regularly with a gauge. Do not rely solely on the monitor system.



TRUNK TRAY



REAR SPLASH GUARDS



BODY SIDE MOLDING



SIDE UNDERBODY SPOILER



DOOR SILL TRIM, ILLUMINATED



ALL-SEASON FLOOR MATS



CARGO NET



REAR DECK LID SPOILER



MOONROOF VISOR



CARGO HOOK

Accessories.

OTHER SEDAN ACCESSORIES AVAILABLE:

- 17" Alloy wheel, SBC
- Ashtray, cup-holder style
- Auto day/night mirror
- Car cover
- Cargo hook
- Door edge film
- Door edge guards
- Door sill trim
- Door sill trim, illuminated
- Door visors
- Engine block heater
- Fog lights
- Front, rear and side underbody spoilers
- Full nosemask
- Grille trim
- Hood edge deflector
- Interior illumination
- Interior illumination, sport
- Moonroof visor
- Paint pen
- Rear back-up sensors
- Rear bumper appliqué
- Rear deck lid spoiler
- Rear seat cover
- Rear wing spoiler
- Trunk edge and bumper protector
- Wheel locks

Accord Sedan Bundle 1

- All-season floor mats
- Rear splash guards

Accord Sedan Bundle 2

- All-season floor mats
- Rear splash guards
- Trunk tray

Accord Sedan Bundle 3

- All-season floor mats
- Rear splash guards
- Trunk tray
- Hood edge deflector
- Cargo net

OTHER COUPE ACCESSORIES AVAILABLE:

- 17" or 19" Alloy wheel, SBC
- All-season floor mats
- Ashtray, cup-holder style
- Auto day/night mirror
- Body side molding
- Car cover
- Cargo net
- Door edge film
- Door edge guards
- Engine block heater
- Full nosemask
- Hood edge deflector
- Interior illumination
- Paint pen
- Rear back-up sensors
- Rear bumper appliqué
- Rear splash guards
- Trunk edge and bumper protector
- Trunk tray
- Wheel locks

Aero Kit

- Front underbody spoiler
- Rear underbody spoiler
- Side underbody spoiler

Accord Coupe Bundle 1

- All-season floor mats
- Rear splash guards

Accord Coupe Bundle 2

- All-season floor mats
- Rear splash guards
- Trunk tray

Accord Coupe Bundle 3

- All-season floor mats
- Rear splash guards
- Trunk tray
- Hood edge deflector
- Cargo net




HONDAJET



MOTORCYCLES



SIDE BY SIDE



ASIMO



HONDA CAMPUS



MARINE



POWER EQUIPMENT



ATVs

The Power of Dreams, in all their forms.

At Honda, we're committed to being a leader in innovative thinking. It's part of everything we do, from the design of our vehicles to the way we work. We have a proud tradition of turning ideas into products and initiatives that help move and improve people's lives in every conceivable way. Today, our innovation manifests itself in many forms: our revolutionary Earth Dreams™ technology, the race-inspired performance of our motorcycles and automobiles, the mobility-assisting robot ASIMO, the high-flying HondaJet and the first full line of fuel-efficient, low-emission, 4-stroke outboard motors. We continually strive to do things others think can't be done, because true innovation comes from daring to dream.

Beyond dreaming up new products, Honda believes we have a responsibility to do everything we can to help preserve our planet. This belief is why we make every effort to help ensure preservation of the environment in all of our company's activities. It's why our head office in Markham, Ontario was designed and built to be LEED® (Leadership in Energy and Environmental Design) Gold Certified. It's why our Alliston, Ontario plant is ISO 14001 certified. And it's why Honda, along with our associates and families, has helped plant more than 94,000 trees in Canada over the last 7 years.

As we move forward, we will continue to honour our responsibility and tradition of turning innovative ideas into products that help make our world a better place. That's what we do. That's The Power Of Dreams.

HIGHLIGHTS

- HondaJet*
- Motorcycles*
- Side by Side*
- ASIMO*
- Honda Campus*
- Marine*
- Power Equipment*
- ATVs*

HONDA
The Power of Dreams



BLUE SKIES FOR OUR CHILDREN

WE'RE HERE. At Honda, assistance and support are always available. The team of trained technicians at your Honda dealership will help keep your vehicle in terrific shape. If you need more information or assistance relating to your warranty, call us at 1-888-9-HONDA-9. For all of the latest Honda information, including product specifications, pricing, photos and more, visit honda.ca. It has everything you need to “design” your Honda and personalize it with items from a list of quality accessories.

WE'RE READY TO HELP. When you purchase a new Honda, you automatically receive Honda Plus Roadside Assistance. This service is available to you, or any authorized driver, 24 hours a day, 7 days a week, anywhere in Canada or the continental United States. Coverage is for 3 years over an unlimited distance and includes a 24-hour toll-free Honda Plus Roadside Assistance number, mechanical breakdown towing, emergency roadside service and many other helpful features. Ask your dealer for more information.

HONDA PLUS EXTENDED WARRANTY. Experience added protection with Honda Plus coverage that is behind you for the road ahead. With available coverage options of up to 8 years/200,000 km, you can choose the one that best suits your needs. With a plan this wide-ranging, the only thing that's uncertain is where it will take you.

Always use seat belts and appropriate child seats. Children 12 and under are safest when properly restrained in a rear seat. Honda reminds you to properly secure all items stored in the cargo area. Some of the technologies described in this brochure come with limitations. See owner's manual for complete details. Specifications, features, illustrations and equipment shown in this catalogue are based on the latest available information at the time of publication. Although descriptions are believed to be correct, accuracy cannot be guaranteed. Honda Canada Inc. reserves the right to make changes at any time, without notice or obligation, in colours, specifications, accessories, materials and models. Honda reserves the right to terminate or change any of the services and/or features at any time, for any reason. Certain features require registration and may transmit to Honda and/or its providers a vehicle's location, operating conditions or other information that may be tied to the vehicle identification number (VIN) and can be combined to track a vehicle. For Honda's data use and privacy policy, see www.honda.ca/privacy. Some vehicles are shown with optional equipment. Some vehicles shown are U.S. models. Canadian specifications may vary. Bluetooth is a registered trademark of SIG Inc. HandsFreeLink and HomeLink are registered trademarks or trademarks of Johnson Controls Technology. LEED® is a registered trademark of the U.S. Green Building Council, licensed to the Canada Green Building Council for use in Canada. Windows Media is a registered trademark of Microsoft Corporation. © 2014 Sirius XM Canada Inc. "SiriusXM", the SiriusXM logo, channel names and logos are trademarks of SiriusXM Radio Inc. and are used under license. Honda, Accord, i-VTEC, Advanced Compatibility Engineering, ACE, Drive-by-Wire Throttle System, Earth Dreams, Eco Assist, HondaLink, Honda Satellite-Linked Navigation System, Honda LaneWatch, Maintenance Minder, PGM-FI, Smartvent, Variable Cylinder Management, VCM, VSA, The Power of Dreams, HondaJet and ASIMO are trademarks of Honda Motor Co., Ltd.



HONDA FINANCIAL SERVICES. Whether you buy or lease a Honda, Honda Financial Services can assist you with the process. Ask your dealer which lease or purchase plan best suits your needs.

NEW HONDA VEHICLE WARRANTY. The Honda warranty protection makes Power Train components a minor concern with the Honda 5-year/100,000-km No Nonsense Warranty. In addition to the Honda 5-year/100,000-km No Nonsense Warranty, you and your new Honda are protected by a Honda 3-year/60,000-km Distributor's Warranty as well as an additional series of warranties for such items as emission controls, body corrosion and more.

GENUINE HONDA ACCESSORIES give you the opportunity to fine-tune your new Honda just how you like it. Whether you want to turn up the style, the versatility or the exclusivity, every accessory is designed and built to adhere to the strictest Honda standards. See your dealer for full details.

GENUINE HONDA REPLACEMENT PARTS are made to the same exacting standards as original Honda components and are guaranteed by the Genuine Honda Parts Warranty. Using Genuine Honda Parts will help to maintain the quality, reliability and performance of your vehicle.

Sedan

ENGINE	LX	SPORT	EX-L	TOURING	EX-L V6	TOURING V6	HYBRID	HYBRID TOURING
2.4-LITRE, 16-VALVE, DIRECT INJECTION DOHC, i-VTEC® 4-CYLINDER	•	•	•	•				
3.5-LITRE, 24-VALVE, SOHC, i-VTEC® V6					•	•		
2.0-LITRE, 16-VALVE, ATKINSON CYCLE DOHC, i-VTEC® 4-CYLINDER							•	•
HORSEPOWER @ RPM¹	185 @ 6400	189 @ 6400	185 @ 6400	185 @ 6400	278 @ 6200	278 @ 6200	141 @ 6200	141 @ 6200
HEV BATTERY CAPACITY (kWh)							1.3	1.3
COMBINED TOTAL HORSEPOWER¹							196	196
TORQUE (LB.-FT. @ RPM)¹	181 @ 3900	182 @ 3900	181 @ 3900	181 @ 3900	252 @ 4900	252 @ 4900	122 @ 4500	122 @ 4500
ELECTRIC DRIVE MOTOR TORQUE (LB.-FT.)							226	226
DISPLACEMENT (CC)	2356	2356	2356	2356	3471	3471	1993	1993
EMISSIONS RATING	TIER 2 BIN 5	TIER 2 BIN 5	TIER 2 BIN 5	TIER 2 BIN 5	TIER 2 BIN 5	TIER 2 BIN 5	TIER 2 BIN 3 LEVIII SULEV30	TIER 2 BIN 3 LEVIII SULEV30
BORE AND STROKE (MM)	87 X 99	87 X 99	87 X 99	87 X 99	89 X 93	89 X 93	81 X 96	81 X 96
COMPRESSION RATIO	11.1:1	11.1:1	11.1:1	11.1:1	10.5:1	10.5:1	13.0:1	13.0:1
ECO ASSIST™ SYSTEM	•	•	•	•	•	•	•	•
DRIVE-BY-WIRE THROTTLE SYSTEM™	•	•	•	•	•	•	•	•
MULTI-POINT PROGRAMMED FUEL INJECTION SYSTEM (PGM-FI®)	•	•	•	•	•	•	•	•
DIRECT INJECTION	•	•	•	•				
VARIABLE CYLINDER MANAGEMENT® (VCM®)					•	•		
RECOMMENDED FUEL	REGULAR	REGULAR	REGULAR	REGULAR	REGULAR	REGULAR	REGULAR	REGULAR

DRIVETRAIN	LX	SPORT	EX-L	TOURING	EX-L V6	TOURING V6	HYBRID	HYBRID TOURING
6-SPEED AUTOMATIC TRANSMISSION (AT) WITH GRADE LOGIC CONTROL						•	•	
6-SPEED MANUAL TRANSMISSION (MT)	•	•		•				
CONTINUOUSLY VARIABLE TRANSMISSION (CVT)	AVAILABLE	AVAILABLE	•	AVAILABLE				
E-CONTINUOUSLY VARIABLE TRANSMISSION (E-CVT)							•	•
ECON MODE BUTTON	•	•	•	•	•	•	•	•
EV DRIVE BUTTON							•	•
FRONT-WHEEL DRIVE	•	•	•	•	•	•	•	•
STEERING WHEEL-MOUNTED PADDLE SHIFTERS		AVAILABLE (WITH CVT)						
THREE-MODE DRIVE SYSTEM (EV, HYBRID, ENGINE)							•	•

CHASSIS	LX	SPORT	EX-L	TOURING	EX-L V6	TOURING V6	HYBRID	HYBRID TOURING
17" ALUMINUM-ALLOY WHEELS	•		•		•		•	•
18" ALUMINUM-ALLOY WHEELS, PEWTER GREY, DIAMOND MACHINED FACE		•						
18" ALUMINUM-ALLOY WHEELS, BLADE SILVER, DIAMOND MACHINED FACE				•		•		
ALL-SEASON TIRES	P215/55 R17	P235/45 R18	P215/55 R17	P235/45 R18	P215/55 R17	P235/45 R18	P225/50 R17	P225/50 R17
ELECTRIC POWER-ASSISTED RACK-AND-PINION STEERING (EPS)	•	•	•	•	•	•	•	•
INDEPENDENT STRUT FRONT SUSPENSION	•	•	•	•	•	•	•	•
INDEPENDENT MULTI-LINK REAR SUSPENSION	•	•	•	•	•	•	•	•
POWER-ASSISTED, VENTILATED FRONT/SOLID REAR DISC BRAKES	•	•	•	•	•	•	•	•
STABILIZER BARS – FRONT AND REAR	•	•	•	•	•	•	•	•
TEMPORARY SPARE TIRE	•	•	•	•	•	•		
TIRE REPAIR KIT							•	•

ACTIVE SAFETY	LX	SPORT	EX-L	TOURING	EX-L V6	TOURING V6	HYBRID	HYBRID TOURING
4-WHEEL ANTI-LOCK BRAKING SYSTEM² (ABS)	•	•	•	•	•	•	•	•
BRAKE ASSIST	•	•	•	•	•	•	•	•
ELECTRONIC BRAKE-FORCE DISTRIBUTION (EBD)	•	•	•	•	•	•	•	•
ACOUSTIC VEHICLE ALERTING SYSTEM (AVAS) BUTTON							•	•
FORWARD COLLISION WARNING²³ (FCW) SYSTEM			•	•	•	•	•	•
HILL START ASSIST²	•	•	•	•	•	•	•	•
LED DAYTIME RUNNING LIGHTS				•		•	•	•
DAYTIME RUNNING LIGHTS	•	•	•	•	•	•	•	•
TIRE PRESSURE MONITORING SYSTEM⁴ (TPMS)	•	•	•	•	•	•	•	•
LANE DEPARTURE WARNING²³ (LDW) SYSTEM			•	•	•	•	•	•
VEHICLE STABILITY ASSIST⁵ (VSA®) WITH TRACTION CONTROL	•	•	•	•	•	•	•	•

PASSIVE SAFETY	LX	SPORT	EX-L	TOURING	EX-L V6	TOURING V6	HYBRID	HYBRID TOURING
3-POINT SEAT BELTS WITH FRONT AUTOMATIC TENSIONING SYSTEM	•	•	•	•	•	•	•	•
FRONT HEIGHT-ADJUSTABLE SEAT BELT ANCHORS	•	•	•	•	•	•	•	•
ADVANCED COMPATIBILITY ENGINEERING™ (ACE™) II BODY STRUCTURE	•	•	•	•	•	•	•	•
CHILDPROOF REAR DOOR LOCKS	•	•	•	•	•	•	•	•
DUAL-STAGE, DUAL-THRESHOLD FRONT AIRBAGS (SRS)	•	•	•	•	•	•	•	•
SIDE CURTAIN AIRBAGS WITH ROLLOVER SENSORS	•	•	•	•	•	•	•	•
SMARTVENT™ SIDE AIRBAGS	•	•	•	•	•	•	•	•
IMMOBILIZER THEFT-DETERRENT SYSTEM	•	•	•	•	•	•	•	•
LOWER ANCHORS AND TETHERS FOR CHILDREN (LATCH)	•	•	•	•	•	•	•	•
SECURITY SYSTEM	•	•	•	•	•	•	•	•

Sedan

EXTERIOR	LX	SPORT	EX-L	TOURING	EX-L V6	TOURING V6	HYBRID	HYBRID TOURING
BODY-COLOURED DOOR HANDLES	•							
BODY-COLOURED HEATED POWER SIDE MIRRORS INCLUDING EXPANDED VIEW DRIVER'S MIRROR	•							
BODY-COLOURED HEATED POWER SIDE MIRRORS WITH INTEGRATED TURN INDICATORS INCLUDING EXPANDED VIEW DRIVER'S MIRROR		•	•	•	•	•	•	•
CHROME DOOR HANDLES		•	•	•	•	•	•	•
CHROME GRILLE	•	•	•	•	•	•	•	•
DUAL EXHAUST WITH CHROME FINISHERS		•						
FOG LIGHTS		•	•	•	•	•	•	•
FRONT SPLASH GUARDS	•	•	•	•	•	•	•	•
LED TAILLAMPS		•	•	•	•	•	•	•
ONE-TOUCH POWER MOONROOF WITH TILT FEATURE		•	•	•	•	•	•	•
PROJECTOR-BEAM HALOGEN HEADLIGHTS	•	•	•	•	•	•	•	•
LED HEADLIGHTS		•	•	•				•
REAR DECK LID SPOILER		•					•	•
REAR WINDOW DEFROSTER	•	•	•	•	•	•	•	•
SPEED-SENSING, VARIABLE INTERMITTENT WINDSHIELD WIPERS	•	•	•	•	•	•	•	•

COMFORT & CONVENIENCE	LX	SPORT	EX-L	TOURING	EX-L V6	TOURING V6	HYBRID	HYBRID TOURING
12-VOLT POWER OUTLET	2	2	2	2	2	2	2	2
ACTIVE NOISE CANCELLATION (ANC)	•	•	•	•	•	•	•	•
AIR CONDITIONING WITH AIR-FILTRATION SYSTEM	•							
DUAL-ZONE AUTOMATIC CLIMATE CONTROL WITH AIR-FILTRATION SYSTEM		•	•	•	•	•	•	•
AUTO-DIMMING REARVIEW MIRROR			•	•	•	•		•
AUTO-ON/OFF HEADLIGHTS	•	•	•	•	•	•	•	•
CARGO AREA LIGHT	•	•	•	•	•	•	•	•
CENTRE CONSOLE AND STORAGE COMPARTMENT	•	•	•	•	•	•	•	•
DRIVER'S AND FRONT PASSENGER'S ILLUMINATED VANITY MIRRORS	•	•	•	•	•	•	•	•
DRIVER'S AND FRONT PASSENGER'S SEATBACK POCKETS	•	•	•	•	•	•	•	•
EXTERIOR TEMPERATURE INDICATOR	•	•	•	•	•	•	•	•
FRONT AND REAR BEVERAGE HOLDERS	•	•	•	•	•	•	•	•
FRONT AND REAR DOOR POCKETS	•	•	•	•	•	•	•	•
HANDSFREELINK™-BILINGUAL BLUETOOTH® WIRELESS MOBILE PHONE INTERFACE ^{2,5}	•	•	•	•	•	•	•	•
HOMELINK® REMOTE SYSTEM ⁶					•	•		•
HONDA SATELLITE-LINKED NAVIGATION SYSTEM™ ^{2,7} WITH BILINGUAL VOICE RECOGNITION, 3D MAP DISPLAY AND FM TRAFFIC ⁸				•		•		•
HONDA LaneWatch™ BLIND SPOT DISPLAY ²			•	•	•	•	•	•
MAP LIGHTS	•	•	•	•	•	•	•	•
MULTI-ANGLE REARVIEW CAMERA ²			•	•	•	•	•	•
REARVIEW CAMERA ²	•	•						
ONE-TOUCH TURN SIGNALS	•	•	•	•	•	•	•	•
POWER DOOR LOCKS	•	•	•	•	•	•	•	•
POWER WINDOWS WITH AUTO-UP/DOWN DRIVER'S FRONT WINDOW	•	•						
POWER WINDOWS WITH AUTO-UP/DOWN DRIVER'S AND FRONT PASSENGER'S WINDOWS			•	•	•	•	•	•
PROXIMITY KEY ENTRY AND PUSHBUTTON START			•	•	•	•	•	•
REMOTE ENTRY SYSTEM	•	•						
REAR CONSOLE VENTILATION			•	•	•	•	•	•
REAR-SEAT CENTRE ARMREST WITH CUPHOLDER	•	•	•	•	•	•	•	•
REAR-SEAT HEATER DUCTS	•	•	•	•	•	•	•	•
SMART MAINTENANCE MINDER™ SYSTEM	•	•	•	•	•	•	•	•
STEERING WHEEL-MOUNTED CRUISE CONTROL	•	•	•	•	•	•	•	•
SUNGLASSES HOLDER	•	•	•	•	•	•	•	•
TILT AND TELESCOPIC STEERING COLUMN	•	•	•	•	•	•	•	•

SEATING & TRIM	LX	SPORT	EX-L	TOURING	EX-L V6	TOURING V6	HYBRID	HYBRID TOURING
DRIVER'S SEAT POSITION MEMORY			•	•	•	•		•
DRIVER'S SEAT WITH 8-WAY POWER ADJUSTMENT AND LUMBAR SUPPORT	•	•	•	•	•	•	•	•
FLOOR MATS	•	•	•	•	•	•	•	•
FOLD-DOWN REAR SEATBACK WITH LOCK	•	•	•	•	•	•		•
FRONT PASSENGER'S SEAT WITH 4-WAY MANUAL ADJUSTMENT	•	•					•	
FRONT PASSENGER'S SEAT WITH 4-WAY POWER ADJUSTMENT			•	•	•	•		•
HEATED FRONT SEATS	•	•	•	•	•	•	•	•
HEATED REAR SEATS				•	•	•		•
PERFORATED LEATHER-TRIMMED SEATING SURFACES			•	•	•	•		•
LEATHER-WRAPPED STEERING WHEEL		•	•	•	•	•		•

Sedan

ENTERTAINMENT	LX	SPORT	EX-L	TOURING	EX-L V6	TOURING V6	HYBRID	HYBRID TOURING
8" i-MID (INTELLIGENT MULTI-INFORMATION DISPLAY)	•	•	•	•	•	•	•	•
16 GB HARD DISK DRIVE (HDD) AUDIO STORAGE				•		•		•
160-WATT AM/FM/CD AUDIO SYSTEM WITH MP3/WINDOWS MEDIA® AUDIO PLAYBACK CAPABILITY AND 6 SPEAKERS	•	•					•	
360-WATT AM/FM/CD PREMIUM AUDIO SYSTEM WITH MP3/WINDOWS MEDIA® AUDIO PLAYBACK CAPABILITY AND 7 SPEAKERS INCLUDING SUBWOOFER			•	•	•	•		•
AUDIO ANTI-THEFT FEATURE	•	•	•	•	•	•	•	•
E-MAIL FUNCTION ^{2,5}	•	•	•	•	•	•	•	•
TWEETERS	•	•	•	•	•	•	•	•
HondaLink™ ^{2,5} WITH AUDIO TOUCH-SCREEN			•	•	•	•	•	•
ILLUMINATED STEERING WHEEL-MOUNTED AUDIO CONTROLS	•	•	•	•	•	•	•	•
MP3/AUXILIARY INPUT JACK	•	•	•	•	•	•	•	•
USB DEVICE CONNECTOR ⁵	•	•	•	•	•	•	•	•
SIRIUSXM™ ⁹			•	•	•	•	•	•
TEXT MESSAGE FUNCTION ^{2,5}	•	•	•	•	•	•	•	•

FUEL ECONOMY ¹⁰ (L/100 KM)	LX	SPORT	EX-L	TOURING	EX-L V6	TOURING V6	HYBRID	HYBRID TOURING
AUTOMATIC TRANSMISSION (CITY/HWY/COMBINED)							11.0/6.8/9.1	11.0/6.8/9.1
MANUAL TRANSMISSION (CITY/HWY/COMBINED)	10.1/6.9/8.7	10.1/6.9/8.7		10.1/6.9/8.7				
CONTINUOUSLY VARIABLE TRANSMISSION (CITY/HWY/COMBINED)	8.8/6.5/7.8	9.0/6.7/8.0	8.8/6.5/7.8	8.8/6.5/7.8				
E-CONTINUOUSLY VARIABLE TRANSMISSION (CITY/HWY/COMBINED)							4.7/5.3/5.0	4.7/5.3/5.0

DIMENSIONS	LX	SPORT	EX-L	TOURING	EX-L V6	TOURING V6	HYBRID	HYBRID TOURING
CARGO VOLUME (L)	447	447	439	439	439	439	360	348
CURB WEIGHT – MT/CVT*/E-CVT (KG)	1466/1496/NA	1496/1527/NA	NA/1531/NA	1521/1538/NA	NA/1615*/NA	NA/1631*/NA	NA/NA/1617	NA/NA/1636
FUEL TANK CAPACITY (L)	65	65	65	65	65	65	60	60
GROUND CLEARANCE – NO-LOAD/FULL-LOAD (MM)	146/110	146/110	146/110	146/110	141/110	141/110	136/110	136/110
HEADROOM – FRONT/REAR (MM)	994/952	955/940	955/940	955/940	955/940	955/940	994/952	955/940
HEIGHT (MM)	1465	1465	1465	1465	1465	1465	1460	1460
HIP ROOM – FRONT/REAR (MM)	1412/1389	1412/1389	1412/1389	1412/1389	1412/1389	1412/1389	1412/1389	1412/1389
LEGROOM – FRONT/REAR (MM)	1079/977	1079/977	1079/977	1079/977	1079/977	1079/977	1079/977	1079/977
LENGTH (MM)	4862	4862	4862	4862	4862	4862	4882	4882
PASSENGER VOLUME (L)	2922	2854	2854	2854	2854	2854	2922	2854
SHOULDER ROOM – FRONT/REAR (MM)	1489/1435	1489/1435	1489/1435	1489/1435	1489/1435	1489/1435	1489/1435	1489/1435
TRACK – FRONT/REAR (MM)	1584/1583	1584/1586	1584/1583	1584/1586	1584/1583	1584/1586	1584/1592	1584/1592
TURNING RADIUS (M) (CURB-TO-CURB)	5.81	6.03	5.81	6.03	5.81	6.03	5.81	5.81
WHEELBASE (MM)	2775	2775	2775	2775	2775	2775	2776	2776
WIDTH (MM)	1849	1849	1849	1849	1849	1849	1849	1849

*AT FOR EX-L V6 AND TOURING V6 ONLY.

- Horsepower and torque calculations reflect SAE net, Rev. 08/04, SAE J1349 procedures.
- None of the features we describe are intended to replace the driver's responsibility to exercise due care while driving. Drivers should not use handheld devices or operate certain vehicle features unless it is safe and legal to do so. Some features have technological limitations. For additional feature information, limitations and restrictions, please visit www.honda.ca/disclaimers or refer to the vehicle's Owner's Manual.
- System operation may be affected by extreme interior heat.
- For optimal tire wear and performance, tire pressure should be checked regularly with a gauge. Do not rely solely on the monitor system.
- Only compatible with certain devices and operating systems. Cellular data and/or voice charges may apply, including roaming charges and/or other amounts charged by your wireless carrier.
- HomeLink® can be programmed with codes of up to three remote-control devices (e.g., garage-door opener, home security system, etc.).
- Map database covers major metropolitan areas in Canada and 48 contiguous U.S. states.
- Coverage varies by market.
- Only available in certain areas. Includes a no-charge trial of three months.
- Estimated fuel economy based on Government of Canada's new 5-cycle testing method. Your actual fuel consumption will vary based on driving habits and other factors – use for comparison only. For more information on 5-cycle testing, visit <http://vehicles.nrcan.gc.ca>.

Sedan

EXTERIOR/INTERIOR COLOURS	LX	SPORT	EX-L	TOURING	EX-L V6	TOURING V6	HYBRID	HYBRID TOURING
WHITE ORCHID PEARL	GREY FABRIC	BLACK FABRIC	BLACK LEATHER	BLACK OR IVORY* LEATHER	BLACK LEATHER	BLACK OR IVORY LEATHER	IVORY FABRIC	IVORY LEATHER
ALABASTER SILVER METALLIC	GREY FABRIC	BLACK* FABRIC						
CRYSTAL BLACK PEARL	GREY FABRIC	BLACK FABRIC	BLACK LEATHER	BLACK OR IVORY* LEATHER	BLACK LEATHER	BLACK OR IVORY* LEATHER	BLACK FABRIC	BLACK LEATHER
MODERN STEEL METALLIC		BLACK FABRIC	BLACK LEATHER	BLACK LEATHER	BLACK LEATHER	BLACK LEATHER	BLACK FABRIC	BLACK LEATHER
OBSIDIAN BLUE PEARL		BLACK FABRIC		GREY* LEATHER	GREY LEATHER	GREY LEATHER		BLACK LEATHER
CHAMPAGNE FROST PEARL						IVORY LEATHER		
HEMATITE METALLIC			BLACK LEATHER	BLACK* LEATHER		BLACK LEATHER		
BASQUE RED PEARL II		BLACK* FABRIC		BLACK* LEATHER		BLACK LEATHER		

*CVT ONLY.

ACCORD LX SEDAN

KEY FEATURES:

- 185-HP¹, 2.4-LITRE, 16-VALVE, DIRECT INJECTION DOHC, i-VTEC[®] 4-CYLINDER ENGINE
- 6-SPEED MANUAL TRANSMISSION (MT)
- AVAILABLE CONTINUOUSLY VARIABLE TRANSMISSION (CVT)
- 4-WHEEL ANTI-LOCK BRAKING SYSTEM² (ABS)
- REMOTE ENTRY SYSTEM
- ELECTRONIC BRAKE-FORCE DISTRIBUTION (EBD)
- 17" ALUMINUM-ALLOY WHEELS
- HEATED FRONT SEATS
- REARVIEW CAMERA²
- HANDSFREELINK™-BILINGUAL BLUETOOTH[®] WIRELESS MOBILE PHONE INTERFACE^{2,3}
- 8" i-MID (INTELLIGENT MULTI-INFORMATION DISPLAY)
- ACTIVE NOISE CANCELLATION (ANC)
- 160-WATT AM/FM/CD AUDIO SYSTEM WITH MP3/WINDOWS MEDIA[®] AUDIO PLAYBACK CAPABILITY AND 6 SPEAKERS
- BODY-COLOURED HEATED POWER SIDE MIRRORS INCLUDING EXPANDED VIEW DRIVER'S MIRROR
- DRIVER'S SEAT WITH 8-WAY POWER ADJUSTMENT AND LUMBAR SUPPORT
- DUAL-STAGE, DUAL-THRESHOLD FRONT AIRBAGS (SRS)
- ECO ASSIST™ SYSTEM/ECON MODE BUTTON
- INDEPENDENT STRUT FRONT SUSPENSION
- INDEPENDENT MULTI-LINK REAR SUSPENSION
- PROJECTOR-BEAM HALOGEN HEADLIGHTS
- SECURITY SYSTEM
- SIDE CURTAIN AIRBAGS WITH ROLLOVER SENSORS
- SMARTVENT™ SIDE AIRBAGS
- TILT AND TELESCOPIC STEERING COLUMN
- TIRE PRESSURE MONITORING SYSTEM⁴ (TPMS)
- USB DEVICE CONNECTOR³
- VEHICLE STABILITY ASSIST² (VSA[®]) WITH TRACTION CONTROL
- FRONT PASSENGER'S SEAT WITH 4-WAY MANUAL ADJUSTMENT

ACCORD SPORT SEDAN

ADDS TO OR REPLACES LX FEATURES:

- 189-HP¹, 2.4-LITRE, 16-VALVE, DIRECT INJECTION DOHC, i-VTEC[®] 4-CYLINDER ENGINE
- AVAILABLE STEERING WHEEL-MOUNTED PADDLE SHIFTERS (WITH CVT, ON SPORT ONLY)
- 18" ALUMINUM-ALLOY WHEELS, PEWTER GREY, DIAMOND MACHINED FACE
- BODY-COLOURED HEATED POWER SIDE MIRRORS WITH INTEGRATED TURN INDICATORS INCLUDING EXPANDED VIEW DRIVER'S MIRROR
- CHROME DOOR HANDLES AND GRILLE
- DUAL EXHAUST WITH CHROME FINISHERS
- DUAL-ZONE AUTOMATIC CLIMATE CONTROL WITH AIR-FILTRATION SYSTEM
- FOG LIGHTS
- LEATHER-WRAPPED STEERING WHEEL
- ONE-TOUCH POWER MOONROOF WITH TILT FEATURE
- REAR DECK LID SPOILER

ACCORD EX-L SEDAN

ADDS TO OR REPLACES SPORT FEATURES:

- 185-HP¹, 2.4-LITRE, 16-VALVE, DIRECT INJECTION DOHC, i-VTEC[®] 4-CYLINDER ENGINE
- CONTINUOUSLY VARIABLE TRANSMISSION (CVT)
- 17" ALUMINUM-ALLOY WHEELS
- 360-WATT AM/FM/CD PREMIUM AUDIO SYSTEM WITH MP3/WINDOWS MEDIA[®] AUDIO PLAYBACK CAPABILITY AND 7 SPEAKERS INCLUDING SUBWOOFER
- PERFORATED LEATHER-TRIMMED SEATING SURFACES
- HEATED REAR SEATS
- FRONT PASSENGER'S SEAT WITH 4-WAY POWER ADJUSTMENT
- DRIVER'S SEAT POSITION MEMORY
- MULTI-ANGLE REARVIEW CAMERA²
- PROXIMITY KEY ENTRY AND PUSHBUTTON START
- HONDA LaneWatch™ BLIND SPOT DISPLAY²
- HondaLink™^{2,3} WITH AUDIO TOUCH-SCREEN
- FORWARD COLLISION WARNING^{2,5} (FCW) SYSTEM
- LANE DEPARTURE WARNING^{2,5} (LDW) SYSTEM
- AUTO-DIMMING REARVIEW MIRROR
- LED TAILLAMPS
- REAR CONSOLE VENTILATION
- SIRIUSXM™⁶

ACCORD TOURING SEDAN

ADDS TO OR REPLACES EX-L FEATURES:

- HONDA SATELLITE-LINKED NAVIGATION SYSTEM™^{2,7} WITH BILINGUAL VOICE RECOGNITION, 3D MAP DISPLAY AND FM TRAFFIC³
- 18" ALUMINUM-ALLOY WHEELS, BLADE SILVER, DIAMOND MACHINED FACE
- LED HEADLIGHTS
- LED DAYTIME RUNNING LIGHTS

ACCORD EX-L V6 SEDAN

ADDS TO OR REPLACES EX-L FEATURES:

- 278-HP¹, 3.5-LITRE, 24-VALVE, SOHC, i-VTEC[®] V6 ENGINE
- 6-SPEED AUTOMATIC TRANSMISSION (AT) WITH GRADE LOGIC CONTROL
- DUAL EXHAUST WITH CHROME FINISHERS
- HOMELINK[®] REMOTE SYSTEM⁹

ACCORD TOURING V6 SEDAN

ADDS TO OR REPLACES EX-L V6 FEATURES:

- HONDA SATELLITE-LINKED NAVIGATION SYSTEM™^{2,7} WITH BILINGUAL VOICE RECOGNITION, 3D MAP DISPLAY AND FM TRAFFIC³
- 18" ALUMINUM-ALLOY WHEELS, BLADE SILVER, DIAMOND MACHINED FACE
- LED HEADLIGHTS
- LED DAYTIME RUNNING LIGHTS

ACCORD HYBRID SEDAN

ADDS TO OR REPLACES LX FEATURES:

- 196-HP¹ 2.0-LITRE, 16-VALVE, ATKINSON CYCLE DOHC, i-VTEC[®] 4-CYLINDER ENGINE
- E-CONTINUOUSLY VARIABLE TRANSMISSION (E-CVT)
- EV DRIVE BUTTON
- THREE-MODE DRIVE SYSTEM (EV, HYBRID, ENGINE)
- ACOUSTIC VEHICLE ALERTING SYSTEM (AVAS) BUTTON
- HONDA LaneWatch™ BLIND SPOT DISPLAY²
- LED DAYTIME RUNNING LIGHTS
- BODY-COLOURED HEATED POWER SIDE MIRRORS WITH INTEGRATED TURN INDICATORS INCLUDING EXPANDED VIEW DRIVER'S MIRROR
- CHROME DOOR HANDLES AND GRILLE
- MULTI-ANGLE REARVIEW CAMERA²
- PROXIMITY KEY ENTRY AND PUSHBUTTON START
- REAR CONSOLE VENTILATION
- HondaLink™^{2,3} WITH AUDIO TOUCH-SCREEN

ACCORD HYBRID TOURING SEDAN

ADDS TO OR REPLACES HYBRID FEATURES:


- FORWARD COLLISION WARNING^{2,5} (FCW) SYSTEM
- LANE DEPARTURE WARNING^{2,5} (LDW) SYSTEM
- LED HEADLIGHTS
- AUTO-DIMMING REARVIEW MIRROR
- HOMELINK[®] REMOTE SYSTEM⁹
- HONDA SATELLITE-LINKED NAVIGATION SYSTEM™^{2,7} WITH BILINGUAL VOICE RECOGNITION, 3D MAP DISPLAY AND FM TRAFFIC³
- ONE-TOUCH POWER MOONROOF WITH TILT FEATURE
- DRIVER'S SEAT POSITION MEMORY
- LEATHER-WRAPPED STEERING WHEEL
- PERFORATED LEATHER-TRIMMED SEATING SURFACES
- HEATED REAR SEATS
- 360-WATT AM/FM/CD PREMIUM AUDIO SYSTEM WITH MP3/WINDOWS MEDIA[®] AUDIO PLAYBACK CAPABILITY AND 7 SPEAKERS INCLUDING SUBWOOFER
- SIRIUSXM™⁶

2015 ACCORD COLOURS & TRIMS


Sedan Exterior



ALABASTER SILVER METALLIC



MODERN STEEL METALLIC



CRYSTAL BLACK PEARL



HEMATITE METALLIC




BASQUE RED PEARL II




CHAMPAGNE FROST PEARL




OBSIDIAN BLUE PEARL



WHITE ORCHID PEARL



GREY FABRIC




BLACK FABRIC




IVORY FABRIC



GREY LEATHER



IVORY LEATHER



BLACK LEATHER

1. Horsepower and torque calculations reflect SAE net, Rev. 08/04, SAE J1349 procedures.

2. None of the features we describe are intended to replace the driver's responsibility to exercise due care while driving. Drivers should not use handheld devices or operate certain vehicle features unless it is safe and legal to do so. Some features have technological limitations. For additional feature information, limitations and restrictions, please visit www.honda.ca/disclaimers or refer to the vehicle's Owner's Manual.

3. Only compatible with certain devices and operating systems. Cellular data and/or voice charges may apply, including roaming charges and/or other amounts charged by your wireless carrier.

4. For optimal tire wear and performance, tire pressure should be checked regularly with a gauge. Do not rely solely on the monitor system.

5. System operation may be affected by extreme interior heat.

6. Only available in certain areas. Includes a no-charge trial of three months.

7. Map database covers major metropolitan areas in Canada and 48 contiguous U.S. states.

8. Coverage varies by market.

9. HomeLink[®] can be programmed with codes of up to three remote-control devices (e.g., garage-door opener, home security system, etc.).

Coupe

ENGINE	EX	EX-L NAVI	EX-L V6 NAVI
2.4-LITRE, 16-VALVE, DIRECT INJECTION DOHC, i-VTEC® 4-CYLINDER	•	•	
3.5-LITRE, 24-VALVE, SOHC, i-VTEC® V6			•
HORSEPOWER @ RPM¹	185 @ 6400	185 @ 6400	278 @ 6200
TORQUE (LB.-FT. @ RPM)¹	181 @ 3900	181 @ 3900	252 @ 4900
DISPLACEMENT (CC)	2356	2356	3471
EMISSIONS RATING	TIER 2 BIN 5	TIER 2 BIN 5	TIER 2 BIN 5
BORE AND STROKE (MM)	87 X 99	87 X 99	89 X 93
COMPRESSION RATIO	11.1:1	11.1:1	10.5:1 (AT) 10:1 (MT)
ECO ASSIST™ SYSTEM	•	•	•
DRIVE-BY-WIRE THROTTLE SYSTEM™	•	•	•
MULTI-POINT PROGRAMMED FUEL INJECTION SYSTEM (PGM-FI®)			•
DIRECT INJECTION	•	•	
VARIABLE CYLINDER MANAGEMENT® (VCM®)			AT ONLY
RECOMMENDED FUEL	REGULAR	REGULAR	REGULAR

DRIVETRAIN	EX	EX-L NAVI	EX-L V6 NAVI
6-SPEED AUTOMATIC TRANSMISSION (AT) WITH GRADE LOGIC CONTROL			AVAILABLE
6-SPEED MANUAL TRANSMISSION (MT)	•	•	•
CONTINUOUSLY VARIABLE TRANSMISSION (CVT)	AVAILABLE	AVAILABLE	
ECON MODE BUTTON	•	•	•
FRONT-WHEEL DRIVE	•	•	•
STEERING WHEEL-MOUNTED PADDLE SHIFTERS (CVT/AT)	AVAILABLE	AVAILABLE	AVAILABLE

CHASSIS	EX	EX-L NAVI	EX-L V6 NAVI
17" ALUMINUM-ALLOY WHEELS	•	•	
18" ALUMINUM-ALLOY WHEELS, PEWTER GREY, DIAMOND MACHINED FACE			•
ALL-SEASON TIRES	P215/55 R17	P215/55 R17	P235/45 R18
ELECTRIC POWER-ASSISTED RACK-AND-PINION STEERING (EPS)	•	•	•
FRONT STRUT TOWER BRACE	•	•	•
INDEPENDENT STRUT FRONT SUSPENSION	•	•	•
INDEPENDENT MULTI-LINK REAR SUSPENSION	•	•	•
POWER-ASSISTED, VENTILATED FRONT/SOLID REAR DISC BRAKES	•	•	•
STABILIZER BARS – FRONT AND REAR	•	•	•
TEMPORARY SPARE TIRE	•	•	•

ACTIVE SAFETY	EX	EX-L NAVI	EX-L V6 NAVI
4-WHEEL ANTI-LOCK BRAKING SYSTEM² (ABS)	•	•	•
BRAKE ASSIST	•	•	•
ELECTRONIC BRAKE-FORCE DISTRIBUTION (EBD)	•	•	•
FORWARD COLLISION WARNING²,³ (FCW) SYSTEM	•	•	•
HILL START ASSIST²	•	•	•
LED DAYTIME RUNNING LIGHTS			•
DAYTIME RUNNING LIGHTS	•	•	
TIRE PRESSURE MONITORING SYSTEM⁴ (TPMS)	•	•	•
LANE DEPARTURE WARNING²,³ (LDW) SYSTEM		•	•
VEHICLE STABILITY ASSIST² (VSA®) WITH TRACTION CONTROL	•	•	•

PASSIVE SAFETY	EX	EX-L NAVI	EX-L V6 NAVI
3-POINT SEAT BELTS WITH FRONT AUTOMATIC TENSIONING SYSTEM	•	•	•
FRONT HEIGHT-ADJUSTABLE SEAT BELT ANCHORS	•	•	•
ADVANCED COMPATIBILITY ENGINEERING™ (ACE™) II BODY STRUCTURE	•	•	•
DUAL-STAGE, DUAL-THRESHOLD FRONT AIRBAGS (SRS)	•	•	•
SIDE CURTAIN AIRBAGS WITH ROLLOVER SENSORS	•	•	•
SMARTVENT™ SIDE AIRBAGS	•	•	•
IMMOBILIZER THEFT-DETERRENT SYSTEM	•	•	•
LOWER ANCHORS AND TETHERS FOR CHILDREN (LATCH)	•	•	•
SECURITY SYSTEM	•	•	•

EXTERIOR	EX	EX-L NAVI	EX-L V6 NAVI
BODY-COLOURED HEATED POWER SIDE MIRRORS WITH INTEGRATED TURN INDICATORS INCLUDING EXPANDED VIEW DRIVER'S MIRROR	•	•	•
CHROME DOOR HANDLES	•	•	•
DUAL EXHAUST WITH CHROME FINISHERS			•
FOG LIGHTS	•	•	•
FRONT SPLASH GUARDS	•	•	•
ONE-TOUCH POWER MOONROOF WITH TILT FEATURE	•	•	•
PROJECTOR-BEAM HALOGEN HEADLIGHTS	•	•	
LED HEADLIGHTS			•
REAR WINDOW DEFROSTER	•	•	•
SPEED-SENSING, VARIABLE INTERMITTENT WINDSHIELD WIPERS	•	•	•
TRUNK SPOILER	•	•	•

COMFORT & CONVENIENCE	EX	EX-L NAVI	EX-L V6 NAVI
12-VOLT POWER OUTLET	2	2	2
ACTIVE NOISE CANCELLATION (ANC)/ACTIVE SOUND CONTROL (ASC)	•	•	•
AUTO-DIMMING REARVIEW MIRROR		•	•
AUTO-ON/OFF HEADLIGHTS	•	•	•
CARGO AREA LIGHT	•	•	•
CENTRE CONSOLE AND STORAGE COMPARTMENT	•	•	•
DRIVER'S AND FRONT PASSENGER'S ILLUMINATED VANITY MIRRORS	•	•	•
DRIVER'S AND FRONT PASSENGER'S SEATBACK POCKETS	•	•	•
DUAL-ZONE AUTOMATIC CLIMATE CONTROL WITH AIR-FILTRATION SYSTEM	•	•	•
EXTERIOR TEMPERATURE INDICATOR	•	•	•

Coupe

COMFORT & CONVENIENCE	EX	EX-L NAVI	EX-L V6 NAVI
FRONT AND REAR BEVERAGE HOLDERS	•	•	•
FRONT DOOR POCKETS	•	•	•
HANDSFREELINK™-BILINGUAL BLUETOOTH® WIRELESS MOBILE PHONE INTERFACE²,⁵	•	•	•
HOMELINK® REMOTE SYSTEM⁶			•
HONDA SATELLITE-LINKED NAVIGATION SYSTEM™²,⁷ WITH BILINGUAL VOICE RECOGNITION, 3D MAP DISPLAY AND FM TRAFFIC⁸		•	•
ILLUMINATED DRIVER'S AND PASSENGER'S POWER WINDOW, DOOR LOCK AND MIRROR SWITCHES	•	•	•
HONDA LaneWatch™ BLIND SPOT DISPLAY²		•	•
MAP LIGHTS	•	•	•
MULTI-ANGLE REARVIEW CAMERA²	•	•	•
ONE-TOUCH TURN SIGNALS	•	•	•
POWER DOOR LOCKS	•	•	•
POWER WINDOWS WITH AUTO-UP/DOWN DRIVER'S AND FRONT PASSENGER'S WINDOWS AND KEYLESS OPERATION	•	•	•
PROXIMITY KEY ENTRY SYSTEM AND PUSHBUTTON START	•	•	•
SMART MAINTENANCE MINDER™ SYSTEM	•	•	•
STEERING WHEEL-MOUNTED CRUISE CONTROL	•	•	•
SUNGLASSES HOLDER	•	•	•
TILT AND TELESCOPIC STEERING COLUMN	•	•	•

SEATING & TRIM	EX	EX-L NAVI	EX-L V6 NAVI
DRIVER'S SEAT POSITION MEMORY		•	•
DRIVER'S SEAT WITH 8-WAY POWER ADJUSTMENT AND LUMBAR SUPPORT	•	•	•
FLOOR MATS	•	•	•
FOLD-DOWN REAR SEATBACK WITH LOCK	•	•	•
FRONT PASSENGER'S SEAT WITH 4-WAY MANUAL ADJUSTMENT	•	•	•
HEATED FRONT SEATS	•	•	•
PERFORATED LEATHER-TRIMMED SEATING SURFACES		•	•
LEATHER-WRAPPED STEERING WHEEL		•	•

ENTERTAINMENT	EX	EX-L NAVI	EX-L V6 NAVI
8" i-MID (INTELLIGENT MULTI-INFORMATION DISPLAY)	•	•	•
16 GB HARD DISK DRIVE (HDD) AUDIO STORAGE		•	•
360-WATT AM/FM/CD PREMIUM AUDIO SYSTEM WITH MP3/WINDOWS MEDIA® AUDIO PLAYBACK CAPABILITY AND 7 SPEAKERS INCLUDING SUBWOOFER	•	•	•
AUDIO ANTI-THEFT FEATURE	•	•	•
E-MAIL FUNCTION²,⁵	•	•	•
TWEETERS	•	•	•
HondaLink™²,⁵ WITH AUDIO TOUCH-SCREEN	•	•	•
ILLUMINATED STEERING WHEEL-MOUNTED AUDIO CONTROLS	•	•	•
MP3/AUXILIARY INPUT JACK	•	•	•
USB DEVICE CONNECTOR⁵	•	•	•
SIRIUSXM™⁹	•	•	•
TEXT MESSAGE FUNCTION²,⁵	•	•	•

FUEL ECONOMY¹⁰ (L/100 KM)	EX	EX-L NAVI	EX-L V6 NAVI
AUTOMATIC TRANSMISSION (CITY/HWY/COMBINED)			11.4/7.3/9.5
MANUAL TRANSMISSION (CITY/HWY/COMBINED)	10.1/6.9/8.7	10.1/6.9/8.7	13.0/8.4/10.9
CONTINUOUSLY VARIABLE TRANSMISSION (CITY/HWY/COMBINED)	9.0/6.7/8.0	9.0/6.7/8.0	

DIMENSIONS	EX	EX-L NAVI	EX-L V6 NAVI
CARGO VOLUME (L)	379	379	379
CURB WEIGHT – MT/CVT* (KG)	1480/1509	1482/1515	1552/1603*
FUEL TANK CAPACITY (L)	65	65	65
GROUND CLEARANCE – NO-LOAD/FULL-LOAD (MM)	146/110	146/110	141/110
HEADROOM – FRONT/REAR (MM)	944/944	944/944	944/944
HEIGHT (MM)	1436	1436	1436
HIP ROOM – FRONT/REAR (MM)	1406/1423	1406/1423	1406/1423
LEGROOM – FRONT/REAR (MM)	1073/855	1073/855	1073/855
LENGTH (MM)	4805	4805	4805
PASSENGER VOLUME (L)	2636	2636	2636
SHOULDER ROOM – FRONT/REAR (MM)	1497/1400	1497/1400	1497/1400
TRACK – FRONT/REAR (MM)	1584/1583	1584/1583	1584/1586
TURNING RADIUS (M) (CURB-TO-CURB)	5.72	5.72	5.95
WHEELBASE (MM)	2725	2725	2725
WIDTH (MM)	1850	1850	1850

*AT FOR EX-L V6 NAVI ONLY.

- Horsepower and torque calculations reflect SAE net, Rev. 08/04, SAE J1349 procedures.
- None of the features we describe are intended to replace the driver's responsibility to exercise due care while driving. Drivers should not use handheld devices or operate certain vehicle features unless it is safe and legal to do so. Some features have technological limitations. For additional feature information, limitations and restrictions, please visit www.honda.ca/disclaimers or refer to the vehicle's Owner's Manual.
- System operation may be affected by extreme interior heat.
- For optimal tire wear and performance, tire pressure should be checked regularly with a gauge. Do not rely solely on the monitor system.
- Only compatible with certain devices and operating systems. Cellular data and/or voice charges may apply, including roaming charges and/or other amounts charged by your wireless carrier.
- Homelink® can be programmed with codes of up to three remote-control devices (e.g., garage-door opener, home security system, etc.).
- Map database covers major metropolitan areas in Canada and 48 contiguous U.S. states.
- Coverage varies by market.
- Only available in certain areas. Includes a no-charge trial of three months.
- Estimated fuel economy based on Government of Canada's new 5-cycle testing method. Your actual fuel consumption will vary based on driving habits and other factors – use for comparison only. For more information on 5-cycle testing, visit <http://vehicles.nrcan.gc.ca>

Coupe

EXT/INT COLOURS	EX	EX-L NAVI	EX-L V6 NAVI
WHITE ORCHID PEARL	BLACK FABRIC	BLACK LEATHER	BLACK LEATHER OR BLACK AND IVORY* LEATHER
ALABASTER SILVER METALLIC	BLACK** FABRIC		
CRYSTAL BLACK PEARL	BLACK FABRIC	BLACK LEATHER	BLACK LEATHER OR BLACK AND IVORY* LEATHER
MODERN STEEL METALLIC		BLACK LEATHER	BLACK LEATHER
STILL NIGHT PEARL		BLACK AND IVORY** LEATHER	BLACK AND IVORY LEATHER
SAN MARINO RED	BLACK FABRIC	BLACK LEATHER	BLACK LEATHER

*AT ONLY.
**CVT ONLY.

ACCORD EX COUPE

KEY FEATURES:

- 185-HP¹, 2.4-LITRE, 16-VALVE, DIRECT INJECTION DOHC, i-VTEC® 4-CYLINDER ENGINE
- 6-SPEED MANUAL TRANSMISSION (MT)
- AVAILABLE CONTINUOUSLY VARIABLE TRANSMISSION (CVT)
- 4-WHEEL ANTI-LOCK BRAKING SYSTEM² (ABS)
- BRAKE ASSIST
- ELECTRONIC BRAKE-FORCE DISTRIBUTION (EBD)
- 17" ALUMINUM-ALLOY WHEELS
- HEATED FRONT SEATS
- MULTI-ANGLE REARVIEW CAMERA²
- HANDSFREELINK™-BILINGUAL BLUETOOTH® WIRELESS MOBILE PHONE INTERFACE^{2,3}
- 8" i-MID (INTELLIGENT MULTI-INFORMATION DISPLAY)
- ACTIVE NOISE CANCELLATION (ANC)/ACTIVE SOUND CONTROL (ASC)
- 360-WATT AM/FM/CD PREMIUM AUDIO SYSTEM WITH MP3/WINDOWS MEDIA® AUDIO PLAYBACK CAPABILITY AND 7 SPEAKERS INCLUDING SUBWOOFER
- STEERING WHEEL-MOUNTED PADDLE SHIFTERS (CVT)
- BODY-COLOURED HEATED POWER SIDE MIRRORS WITH INTEGRATED TURN INDICATORS INCLUDING EXPANDED VIEW DRIVER'S MIRROR
- CHROME DOOR HANDLES
- DRIVER'S SEAT WITH 8-WAY POWER ADJUSTMENT AND LUMBAR SUPPORT
- DUAL-STAGE, DUAL-THRESHOLD FRONT AIRBAGS (SRS)
- DUAL-ZONE AUTOMATIC CLIMATE CONTROL WITH AIR-FILTRATION SYSTEM
- E-MAIL FUNCTION^{2,3}
- ECO ASSIST™ SYSTEM
- ELECTRIC POWER-ASSISTED RACK-AND-PINION STEERING (EPS)
- FOG LIGHTS
- HondaLink™^{2,3} WITH AUDIO TOUCH-SCREEN
- ILLUMINATED STEERING WHEEL-MOUNTED AUDIO CONTROLS
- INDEPENDENT STRUT FRONT SUSPENSION
- INDEPENDENT MULTI-LINK REAR SUSPENSION
- POWER-ASSISTED, VENTILATED FRONT/SOLID REAR DISC BRAKES
- ONE-TOUCH POWER MOONROOF WITH TILT FEATURE
- POWER WINDOWS WITH AUTO-UP/DOWN DRIVER'S AND FRONT PASSENGER'S WINDOWS AND KEYLESS OPERATION
- PROJECTOR-BEAM HALOGEN HEADLIGHTS
- PROXIMITY KEY ENTRY SYSTEM AND PUSHBUTTON START
- SECURITY SYSTEM
- SIDE CURTAIN AIRBAGS WITH ROLLOVER SENSORS
- SMARTVENT™ SIDE AIRBAGS
- SIRIUSXM™⁴
- TEXT MESSAGE FUNCTION^{2,3}
- TILT AND TELESCOPIC STEERING COLUMN
- TIRE PRESSURE MONITORING SYSTEM⁵ (TPMS)
- TRUNK SPOILER
- USB DEVICE CONNECTOR³
- VEHICLE STABILITY ASSIST⁷ (VSA®) WITH TRACTION CONTROL

ACCORD EX-L NAVI COUPE

ADDS TO OR REPLACES EX FEATURES:

- DRIVER'S SEAT POSITION MEMORY
- PERFORATED LEATHER-TRIMMED SEATING SURFACES
- LEATHER-WRAPPED STEERING WHEEL
- HONDA LaneWatch™ BLIND SPOT DISPLAY²
- FORWARD COLLISION WARNING^{2,6} (FCW) SYSTEM
- LANE DEPARTURE WARNING^{2,6} (LDW) SYSTEM
- AUTO-DIMMING REARVIEW MIRROR
- HONDA SATELLITE-LINKED NAVIGATION SYSTEM™^{2,7} WITH BILINGUAL VOICE RECOGNITION, 3D MAP DISPLAY AND FM TRAFFIC⁸

ACCORD EX-L V6 NAVI COUPE


ADDS TO OR REPLACES EX-L NAVI FEATURES:

- 278-HP¹, 3.5-LITRE, 24-VALVE, SOHC, i-VTEC® V6 ENGINE
- VARIABLE CYLINDER MANAGEMENT® (VCM®) (AT ONLY)
- AVAILABLE 6-SPEED AUTOMATIC TRANSMISSION (AT) WITH GRADE LOGIC CONTROL
- 18" ALUMINUM-ALLOY WHEELS, PEWTER GREY, DIAMOND MACHINED FACE
- DUAL EXHAUST WITH CHROME FINISHERS
- LED HEADLIGHTS
- LED DAYTIME RUNNING LIGHTS
- HOMELINK® REMOTE SYSTEM⁹


Coupe Exterior



ALABASTER SILVER METALLIC



MODERN STEEL METALLIC




CRYSTAL BLACK PEARL



SAN MARINO RED



STILL NIGHT PEARL




WHITE ORCHID PEARL


Coupe Interior



BLACK FABRIC



BLACK LEATHER



BLACK AND IVORY LEATHER

1. Horsepower and torque calculations reflect SAE net, Rev. 08/04, SAE J1349 procedures.

2. None of the features we describe are intended to replace the driver's responsibility to exercise due care while driving. Drivers should not use handheld devices or operate certain vehicle features unless it is safe and legal to do so. Some features have technological limitations. For additional feature information, limitations and restrictions, please visit www.honda.ca/disclaimers or refer to the vehicle's Owner's Manual.

3. Only compatible with certain devices and operating systems. Cellular data and/or voice charges may apply, including roaming charges and/or other amounts charged by your wireless carrier.

4. Only available in certain areas. Includes a no-charge trial of three months.

5. For optimal tire wear and performance, tire pressure should be checked regularly with a gauge. Do not rely solely on the monitor system.

6. System operation may be affected by extreme interior heat.

7. Map database covers major metropolitan areas in Canada and 48 contiguous U.S. states.

8. Coverage varies by market.

9. HomeLink® can be programmed with codes of up to three remote-control devices (e.g., garage-door opener, home security system, etc.).