

2024

HONDA

Warranty Guide

Printed in Canada

00X38-H24-W100

ODOMETER CHANGE RECORD

Should it be necessary to install a new odometer, please have your Honda dealer record the date of change and the kilometres listed on the original odometer here.

ODOMETER CHANGE AT:

KM	DATE	D	M	Y

Honda Owner's Guide To Warranty And Maintenance

This publication is based on the information available at the time of printing. It provides valuable information about the Honda Five Year No Nonsense Warranty and maintenance of your new Honda.

HONDA

Table Of Contents

Welcome 3

WARRANTIES

Warranty overview 4
Warranty chart 5
Associated warranties overview 6
Distributor's warranty 6
Power Train warranty 7
Emission control systems warranty 7
Power Train warranty parts list 8
Emission parts list 9
BEV & Hybrid System 12
Rust perforation warranty 14
Surface corrosion warranty 14
Audio and navigation components warranty 15
Battery warranty 15
Accessories warranty 16
Replacement parts warranty 17
Replacement muffler lifetime limited warranty 17
Tire warranty 17
Warranty Limitations/Exceptions 18
Away from home repairs 21
Honda Plus - Added Owner Security 22

CUSTOMER RELATIONS

Change of address/Ownership/Leasing 23
Customer Relations Department 24

HONDA CAR CARE

Caring for your new Honda 25
Genuine Honda parts and service overview 29

MAINTENANCE

Preventive maintenance 30
Recommended Maintenance schedule 30

DEALER LISTING 33

Dear New Honda Owner,

Thank you for choosing Honda and welcome to the joy of Honda ownership.

Honda has a tradition of turning innovative ideas into products we believe will help make the world Greener, Safer and a little more Fun - that is The Honda Benefit. Plus, with quality, performance and durability built into every Honda vehicle, your ownership experience will be a pleasurable and reliable one.

What's more, our network of Honda Dealers believes in service excellence throughout the life of your vehicle ownership. Our No Nonsense Warranty and recommended maintenance schedule is your guarantee of worry-free ownership. And with Honda Plus you can enjoy prolonged peace of mind by choosing the coverage that works best for you.

For the Honda Dealer nearest you, please visit www.honda.ca or call 1-888-9-HONDA-9.

Again, welcome to the joy of Honda ownership and the beginning of a lifetime of driving excitement. Powered by Honda, driven by you.

Sincerely,



Jean Marc Leclerc
President and CEO

The Honda Five Year No Nonsense Warranty. Your Secure Future Is Guaranteed.

Because your new Honda is an important personal investment, we designed the Honda No Nonsense Warranty to act as a guaranteed investment certificate.

In fact, its remarkable protection takes the incredible value of the Honda you have invested in, and increases it even further.

The Honda No Nonsense Warranty is an industry benchmark in customer protection and owner satisfaction.

The warranty information on the following pages covers all new Honda vehicles manufactured by Honda Motor Company Ltd., sold by authorized Honda automobile dealers within Canada, and normally operated in Canada.

For your added peace of mind, it is backed by Honda Canada Inc., on behalf of Honda Motor Co. Ltd., Tokyo, Japan. Wherever you see the word “Honda”, you may assume that it refers to either Honda Canada Inc., or Honda Motor Company Ltd., whichever is more appropriate to the text.



In addition to the Honda Five Year/100,000 km No Nonsense Warranty, you and your new Honda are also protected by an additional series of warranties for items such as emission controls, body corrosion, and more. Specific details on these warranties are also included in this section.

Take a few moments to review them. You’ll find them refreshingly straightforward, and very reassuring.

2024 Warranty Coverage. Honda Elevates Your Comfort Quotient.

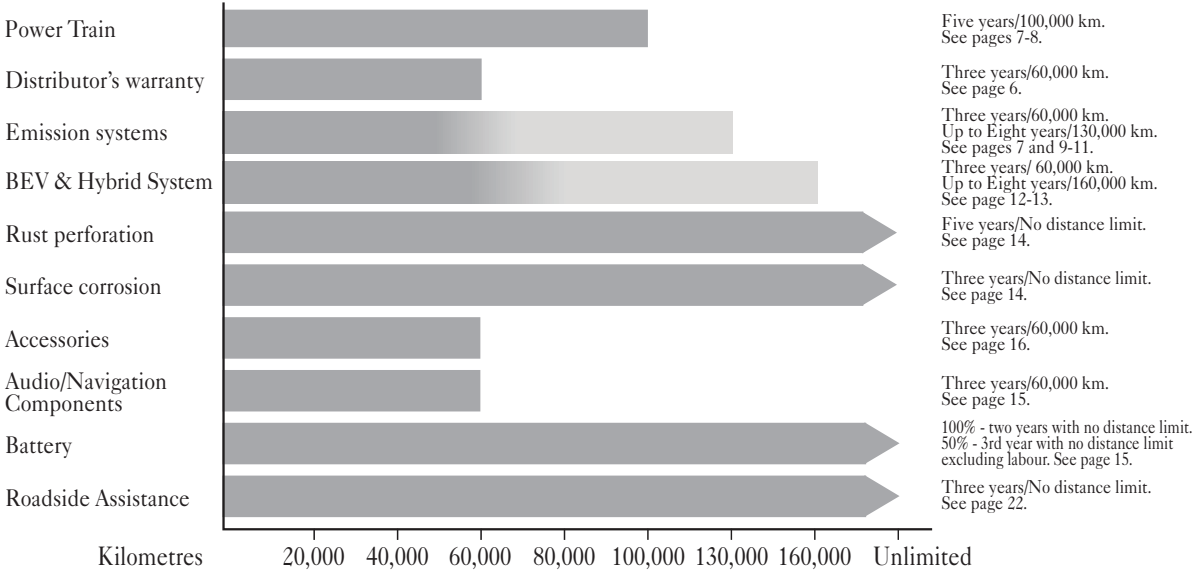

The owner of the vehicle is responsible to report to an authorized Honda dealer in Canada any items which they feel are defecvtie, and request warranty coverage, if applicable, within the terms of the warranty. The vehicle must be made available to the dealer for warranty repairs within the warranty period.

Additional Warranties For Your Extra Protection.

While the Honda No Nonsense Warranty is one of the best in the business, your Honda's protection goes even further by providing you with a comprehensive safety net of additional warranty packages.

Like the Honda No Nonsense Warranty, there is no extra charge for this protection. These warranty packages may be transferred to a new owner at no additional charge. And there is no deductible charge for any repair made under them.

For up to three years from the original vehicle registration date, towing to the nearest Honda dealer is also covered if the failure is warrantable and as a result, the vehicle is inoperable or unsafe to drive.

As is the case with all warranties, there are some exceptions to the rule. Differences in driving styles, regional driving conditions, and items which, through normal wear, require regular maintenance or replacement are exempted from warranty coverage. We have taken great care to see that they have been properly highlighted in this booklet. We think you will find these addenda to be most reasonable, and of little ground for concern.

All Honda warranties begin on the date the vehicle is delivered to the first retail purchaser or, if the vehicle is leased or placed in service as a demonstration vehicle, the date the vehicle is first placed in service.

1. YOUR DISTRIBUTOR'S WARRANTY.

Three Years or 60,000 km, whichever occurs first.

This warranty is your guarantee that under normal use and maintenance, your new Honda (including all power train components) will be free from any defects in material and workmanship.

If any defects should be found and reported to a Honda dealer during the warranty period, necessary repairs with new or remanufactured Honda parts that meet Honda's quality standards or Honda-approved equivalents will be made at no cost to you for parts and labour immediately upon acknowledgement by Honda that such defects are attributable to faulty material or workmanship at the time of manufacture. These repairs should be completed immediately.

Please note, light bulbs and wiper inserts are limited to one year/20,000 km, whichever comes first. Floor Mats are limited to one year. Any other exceptions to this warranty are outlined on pages 18-20 of this booklet.

2. YOUR POWER TRAIN COMPONENT WARRANTY.

Five years or 100,000 km, whichever occurs first.

This warranty takes over upon expiry of your Distributor's Warranty. It is free to the original owner, and transferrable to subsequent owners upon registration with Honda. Your Power Train Component Warranty coverage is limited to the items listed on page 8.

Your Power Train Component Warranty guarantees that, under normal use and maintenance, all specified power train components will continue to be free from defects in material and workmanship.

Should any defects be found in these components and the vehicle is made available to a Honda dealer within the warranty period, necessary repairs and replacements with new or remanufactured Honda parts that meet Honda's quality standards, or Honda-approved equivalents will be made at no cost to you for parts and labour immediately upon acknowledgement by Honda that such defects are attributable to faulty material or workmanship at the time of manufacture. These repairs should be completed immediately. Please refer to pages 18-20 for exclusions or situations under which these items may be excluded from coverage.

3. YOUR EMISSION CONTROL SYSTEMS WARRANTY.

Three years or 60,000 km, whichever occurs first.

This warranty guarantees that the emission control systems in your new Honda conform with all published Canadian Federal and Provincial emission control standards.

Any defects in material and workmanship in the emission control systems which cause non-compliance with those standards will be repaired or replaced with new or remanufactured Honda parts that meet Honda's quality standards, or Honda-approved parts at no cost to you.

This will be done immediately upon acknowledgement by Honda that such defects are attributable to faulty material or workmanship at the time of original manufacture. These repairs should be completed immediately.

If your vehicle is registered in a province where that province or your local jurisdiction has a mandatory Inspection and Maintenance (I/M) Program, you may also be eligible for Emissions Performance Warranty coverage for a period of 3 years/60,000 km, whichever comes first. Under this warranty, if your vehicle fails an approved I/M test, Honda will repair, replace or adjust any necessary emission control system part listed on pages 9-11 without charge for labour, diagnosis or parts.

Please turn to pages 18-20 of this booklet for a brief explanation of exceptions to this warranty.

Power Train Component List

ENGINE

✓	Cylinder Block and All Internal Parts
✓	Cylinder Head and All Internal Parts
✓	Camshaft and Valve Train
✓	* Timing Belt, Balancer Belt and Tensioner (if equipped)
✓	Oil Pump
✓	Oil Pan
✓	Seals and Gaskets
✓	Flywheel
✓	EFI Main Relay
✓	Water Pump
✓	Fuel Pump
✓	V6 Water Passage Gasket
✓	Variable Valve Timing Control Actuator

TRANSAXLE

✓	Transmission and Differential Housing and All Internal parts
✓	Torque Converter on Automatic Transmission
✓	Driveshafts
✓	CV Joints
✓	4WD Transfer Case and Dual Pump Assesmbly
✓	Front and Rear Hubs
✓	Wheel Bearings Front and Rear

OCCUPANT PROTECTION

✓	Seat Belts
✓	Seat Belt Warning Control Unit
✓	SRS Air Bag Module
✓	SRS Control Unit/Sensors
✓	SRS Harness

* Timing belts are considered to be a maintenance item. Replacement at or before (at the customer's discretion) the scheduled interval (see the owner's manual) is required; such replacement is the vehicle owner's responsibility and is not covered by warranty.

Any components not specifically listed above are excluded from the Power Train Component Warranty.

Emissions Parts List

PARTS COVERED FOR 3 YEARS/60,000 km BY THE EMISSIONS WARRANTY

NOTE: Your vehicle may not be equipped with all the parts listed. Other parts may be covered. Contact an authorized Honda automobile dealer for further information.

EVAPORATIVE AND REFUELING EMISSIONS CONTROL SYSTEM

✓	Fuel Tank
✓	Fuel Tank Vapour Recirculation Tube
✓	Fuel Tank Vapour Control Valves*
✓	Fuel Tank Vapour/Liquid Separation Control Valves*
✓	Fuel Tank Pressure Sensor
✓	Fuel Pressure Regulator
✓	Fuel Filter*
✓	Fuel Fill Pipe
✓	Fuel Fill Cap
✓	Evaporative Emissions Canister
✓	Evaporative Emissions Valves
✓	Evaporative Emissions Lines and Hoses

EVAPORATIVE AND REFUELING EMISSIONS CONTROL SYSTEM

✓	Evaporative Emission Leak Check Module
✓	Evaporative Emissions Purge Nozzle
✓	Fuel Filler Neck Restrictor
✓	Fuel Lid Open Actuator/Switch

EXHAUST GAS RECIRCULATION (EGR) SYSTEM

✓	EGR Pipe
✓	EGR Valve
✓	EGR Valve Position Sensor
✓	EGR Cooler

EXHAUST SYSTEM

★	Catalytic Converters
✓	Exhaust Pipe (Engine to Catalytic Converter or between Converters)
✓	Exhaust Manifold

★ Indicates parts covered for 8 years/130,000 km.

CRANKCASE CONTROL SYSTEM

✓	Positive Crankcase Ventilation (PCV) Tube
✓	Engine Oil Fill Cap

* Fuel filter replacement and fuel tank flushing are covered when contamination results from a defect in material or workmanship.

Emissions Parts List

INTAKE AIR SYSTEM

✓	Throttle Body
✓	Throttle Position Sensor
✓	Throttle Actuator
✓	Mass Airflow Sensor
✓	Intake Manifold Assembly
✓	Intake Manifold Tuning Valve Assembly
✓	Air Cleaner Housing
✓	Air Cleaner Housing Cover
✓	Air Cleaner Element**
✓	Intake Air Resonator
✓	Intake Air Ducts

** Covered up to the first required replacement only; see the maintenance schedule in the owner's manual.

INTAKE AIR SYSTEM

✓	Turbocharger Assembly
✓	Turbocharger Bypass Control Valve
✓	Turbocharger Wastegate Control Actuator
✓	Turbocharger Bypass Control Solenoid Valve
✓	Turbocharger Boost Sensor
✓	Charge Air Cooler (Intercooler)
✓	Intake Air Temperature Sensors

IGNITION SYSTEM

✓	Ignition Coils
✓	Crankshaft Position Sensor
✓	Camshaft Position Sensors
✓	Spark Plugs

VALVE TIMING/CONTROL SYSTEM

✓	Rocker Arm Control Valve Assembly
✓	Rocker Arm Control Oil Pressure Switch/Sensor
✓	Rocker Arm Oil Control Solenoid
✓	Variable Valve Timing Control Actuator
✓	Engine Oil Pressure Sensor
✓	Electric Variable Valve Timing Control Motor

Emissions Parts List

VEHICLE STABILITY ASSIST SYSTEM

✓	Vehicle Dynamics Control Module
✓	Front Wheel Speed Sensors

FUEL INJECTION SYSTEM

★	Engine/Powertrain Control Module (ECM/PCM) (including Barometric Pressure Sensor and Software Updates)
✓	Fuel Injectors
✓	Fuel Rail & Fuel Lines and Hoses
✓	Fuel Rail Pressure Sensor
✓	MAP/MAF Sensor
✓	Oxygen & Air Fuel Ratio Sensors
✓	Engine Coolant Temperature Sensor
✓	Intake Air Temperature Sensor

FUEL INJECTION SYSTEM

✓	Knock Sensor(s)
✓	Thermostat
✓	Accelerator Pedal Assembly (including Pedal Position Sensors)
✓	Injector Control Module
✓	Electric Engine Coolant Pump

TRANSMISSION CONTROL SYSTEM

✓	Input Shaft (Mainshaft) Speed Sensor
✓	Output Shaft (Countershaft) Speed Sensor
✓	Shift Solenoid and Clutch Pressure Control Solenoid Valves
✓	Transmission Fluid Pressure Sensor/Switch
✓	Shift Control Solenoid Valves

TRANSMISSION CONTROL SYSTEM

✓	Transmission Range Sensor/Switch
✓	CVT Speed Sensors
✓	CVT Pressure Control Valves/Valve Body
✓	Vehicle Speed Sensor
✓	Clutch Pressure Control Solenoid and Valves
✓	Transmission Fluid Temperature Sensor
✓	Transmission Park Position Sensor
✓	Hydraulic Control Unit
✓	Clutch Position Sensor
✓	Parking Pawl Actuator
✓	Gear Selection Switch

TRANSMISSION CONTROL SYSTEM

★	Parking Pawl Control Module (including Software Updates)
★	Gear Shift Control Module (including Software Updates)
★	Transmission Control Module (including Software Updates)

MISCELLANEOUS PARTS

✓	Hoses, Clamps, Brackets, Piping Bolts and Gaskets associated with these systems

OBD SYSTEM

✓	CAN Gateway (including Software Updates)
★	Data Link Connector (DLC)
★	Malfunction Indicator Lamp (MIL)
★	Serial Data Gateway Module (including Software Updates)

★ Indicates parts covered for 8 years/130,000 km.

Hybrid System Parts List

HYBRID SYSTEM	
✓	High Voltage Power Cables
✓	Battery Current Sensor
✓	Hybrid Battery Service Connector
✓	Brake Pedal Reaction Force System
✓	Motor and Gear Powered Brake Actuator
✓	Brake Pedal Position Sensor
✓	Electronics Coolant Pump
✓	Motor Control Module Coolant Expansion Tank
✓	Hybrid System Air Ducts
✓	Hybrid System Relays

HYBRID SYSTEM	
✓	Intelligent Power Unit Module Fan
✓	Motor Control Module Coolant Radiator
✓	Ambient Air Temperature Sensors
✓	Motor Commutation Sensor
✓	Motor Power Inverter Module/Battery Module Fan Assembly
✓	Motor Drive Module Capacitor
✓	Motor Current Sensor
✓	Hybrid/EV Electronics Coolant Temperature Sensor

BEV & Hybrid System Parts List

BEV & HYBRID SYSTEM

■	BEV High Voltage Battery (including All Internal Components)*
■	Hybrid Battery Module (including All Internal Components)*⋆
■	Battery Charger (including Battery Charger Cables)
■	Battery Charger Control Module
■	Motor Control Module (including All Internal Components)
■	Generator Rotor

HYBRID SYSTEM

■	Generator Stator
■	Drive Motor Stators and Rotors (including All Internal Components and Position Sensors)
■	Generator Temperature Sensor
■	Battery Condition Monitor Module (including Software Updates)
■	Charge Inlet Cable Assembly
■	PCU Assembly
■	Motor Power Cable
■	Rear Frame Charge Cable
■	Charge Electronic Control Unit

* BEV Models:

Degradation which falls below 75% is covered for 8 years or 160,000 km. Battery condition can be checked by an authorized Honda BEV dealer. Note: Power Train & Emission Coverages do not apply to BEV Models.

*⋆ Clarity Plug-In Hybrid Models:

Gradual capacity loss of the high voltage battery is expected and not covered under warranty. Greater than normal degradation is covered for 8 years or 160,000 km. Battery condition can be checked by an authorized Honda Clarity Plug-In Hybrid dealer.

■ Indicates parts covered for 8 years/160,000 km.

4. YOUR RUST PERFORATION WARRANTY.

Five years. No distance limit.

This warranty is your guarantee that your new Honda vehicle's body will be free from perforation due to corrosion. Honda will repair or replace any original body component that rusts completely through from the inside out (perforated by corrosion), for a period of five years from the date of first registration.

Components of the vehicle body include any moving or non-moving metal parts of the vehicle chassis, but do not include those components which form part of the vehicle power train, steering, suspension, braking, cooling, heating or exhaust systems, or metal trim and mouldings.

Application of additional corrosion inhibiting materials is unnecessary and not recommended by Honda.

5. YOUR SURFACE CORROSION WARRANTY.

Three years, no distance limit.
Three years or 60,000 km whichever comes first, on paint defects.

Surface corrosion is defined as corrosion affecting the readily visible surface area of the vehicle's body. It does not include the vehicle underbody, external damage to paint or plated surfaces or corrosion caused by stone chips or other impacts.

This warranty guarantees that the surface of your new Honda vehicle's body will be free from any readily visible corrosion for a period of three years from the date of first registration.

Additionally, this warranty guarantees that your new Honda will be free from any paint related defects for three years/60,000 km.

If any defects which cause perforation or surface corrosion should be found and reported to a Honda dealer during the periods stated, Honda will repair or replace such defects to any original body panels, including those repaired or replaced under this warranty, provided that you demonstrate adherence to the care and maintenance guidelines as outlined in this booklet. These repairs should be completed immediately.

All defective parts replaced under this warranty become the property of Honda.

Please note, to retain full warranty coverage, body panels replaced due to accident or damage, must be genuine Honda parts or Honda-approved parts.

Also, paint damage caused by road debris, acid rain, tree sap, bird droppings and industrial fallout are not covered by this warranty.

You will find further details on pages 18-20 of this booklet.

6. YOUR AUDIO AND NAVIGATION COMPONENTS WARRANTY.

Three years or 60,000 km, whichever comes first.

This warranty guarantees that each original equipment or genuine Honda accessory radio, DVD and navigation system will be free from defects in material and workmanship for a period of three years/60,000 km from date of first registration.

If any defects should be found and reported to a Honda dealer within this period, necessary repairs or replacements with new or remanufactured Honda parts that meet Honda's quality standards, or Honda-approved equivalents will be made at no cost to you for parts and labour immediately upon Honda's acknowledgement that such defects are attributable to faulty material or workmanship at the time of manufacture. These repairs should be completed immediately.

Dealer installed audio and navigation components that are not genuine Honda are not covered by this warranty.

Pages 18-20 of this booklet contain any exceptions or exclusions from this warranty.

7. YOUR BATTERY WARRANTY.

Up to three years, prorated. No distance limit.

This warranty is your guarantee that the original battery installed in your new Honda vehicle will be free from defects in material and workmanship for a period of three years from date of first registration.

If any defects should be found and reported to a Honda dealer within the first twenty-four months, the battery will be replaced at no cost to you for parts and labour immediately upon Honda's acknowledgement that such defects are attributable to faulty material or workmanship at the time of original manufacture.

If any defects should be found after twenty-four months, and prior to the expiry of three years from the date of first registration, your authorized Honda dealer will credit you with an adjustment against your purchase from him or her of a new battery. The credit will be 50% of the manufacturer's retail price in effect at the time of replacement (excluding labour).

Exclusions to this warranty are noted on pages 18-20 of this booklet.

For the BEV & Hybrid System battery coverage, see the BEV & Hybrid System parts list on pages 12-13.

8. YOUR GENUINE HONDA ACCESSORY WARRANTY

Three years or 60,000 km, whichever comes first.

This warranty guarantees that Genuine Honda accessories installed by a Honda dealer at time of, or prior to, retail sale of the vehicle, will be free from defects in material and workmanship for a period of three years/60,000 km from date of first registration.

Accessories installed by a Honda dealer after retail sale are warranted for the remainder of the three years/60,000 km, but not less than one year/20,000 km from the date of installation. Accessories purchased from but not installed by a Honda dealer are covered for one year/20,000 km from the purchase date.

EXCEPTIONS:	
Floor Mats	1 year
Nose Masks	1 year
Apparel	30 days
Aluminum Rims	Surface finish damaged by external causes (i.e. car wash, curb, stone chipping, non OE wheel weights).
Light Bulbs	1 year/20,000 km, whichever comes first.

If any defects should be found and reported to a Honda dealer within the specified period, necessary repairs or replacements will be made at no cost to you immediately upon Honda's acknowledgement that such defects are attributable to faulty material or workmanship at the time of original manufacture. These repairs should be completed immediately. If the accessory was installed by anyone other than a Honda dealer, it will be repaired or replaced without charge for the parts, but you must pay the labour.

Exclusions to this warranty are noted on pages 18-20 of this booklet.

9. YOUR GENUINE HONDA REPLACEMENT PARTS WARRANTY

One year or 20,000 km, whichever comes first.

This warranty guarantees that Genuine Honda replacement parts purchased by you will be free from defects in material or workmanship for a period of one year/20,000 km from their date of purchase.

If any defects should be found and reported to a Honda dealer within this period, necessary repairs or replacements will be made at no cost to you immediately upon Honda's acknowledgement that such defects are attributable to faulty material or workmanship at time of original manufacture. These repairs should be completed immediately. If the part was installed by anyone other than a Honda dealer, it will be repaired or replaced without charge for the part, but you must pay the labour.

Exclusions to this warranty are noted on pages 18-20 of this booklet.

Parts or components replaced during the original vehicle warranties receive the balance of the original applicable warranty.

10. YOUR REPLACEMENT MUFFLER LIFETIME LIMITED WARRANTY

This warranty guarantees that genuine Honda replacement mufflers will be free from defects in material and workmanship for as long as the original purchaser of that muffler owns the Honda vehicle on which it was installed by an authorized Honda dealer.

If any defects should be found and reported to a Honda dealer, replacement will be made at no cost to you for parts or labour.* These repairs should be completed immediately.

Please retain and present your proof of purchase to be eligible for this coverage.

* Exclusions to this warranty are noted on pages 18-20 of this booklet.

11. YOUR TIRE WARRANTY

The tires originally installed on your new Honda vehicle are warranted by their respective manufacturers and not by Honda. If an original tire on your new Honda has a defect in material or workmanship, please contact the tire manufacturer or ask your authorized Honda automobile dealer for assistance.

Exceptionally Few Exceptions.

YOUR DISTRIBUTOR'S WARRANTY, POWER TRAIN COMPONENT WARRANTY AND EMISSION CONTROL SYSTEMS WARRANTY COVER:

Any factory installed part, except normal maintenance or expendable parts specifically listed in the following two paragraphs:

Normal maintenance includes wheel balance, alignment and tire rotation, brake and clutch adjustment, tightening of nuts, bolts and fittings, engine tune-up, headlight alignment, and general adjustments which may from time to time be required.

Expendable parts include replacement of filters, fuses, brake linings, clutch friction disc, belts, coolants, hoses, lubricants, and other parts subject to normal wear. Light bulbs are limited to 1 year/20,000 km. Floor mats are limited to one year.

NO WARRANTY SHALL COVER:

1. Any repairs required as a result of a lack of maintenance, or use (e.g. recharging discharged batteries).
2. Any repairs required as a result of a collision, accident, neglect, racing, or misuse.
3. Any repairs required as a result of remodelling or modifications made to accommodate or install any accessories, attachments, parts or devices which have not been tested and approved by Honda.
4. Any vehicle on which the odometer or emission control systems have been altered, modified or remodelled and rendered inoperative or the true distance travelled cannot be determined.
5. Any warranty repair not diagnosed and/or performed by an authorized Honda dealer.
6. Deterioration due to normal wear or exposure.
7. Vehicles which have for any reason been declared a total loss or sold for salvage purposes or reconstruction, stolen, for which Honda has received a signed vehicle proof of loss claim form, or for which Honda has reason to believe have been subject to any of the conditions described herein.
8. Vehicles which have been repaired with parts not made or supplied by Honda, and this part is responsible for the failure or malfunction.
9. Damage to paint, glass, and other exterior items due to road hazards.
10. Resurfacing/replacing brake rotors due to corrosion, brake squeal or scoring.
11. Replacement of parts or components when a repair is deemed appropriate (e.g. brake rotor resurfacing or engine block reboring).
12. Replacement of batteries for the keyless entry or security key fobs over 1 year.
13. Any repairs for vehicles exported from Canada to other Countries by individuals or organizations other than Honda, and where such vehicles are normally operated outside Canada.
14. Replacement or repair of audio and/or navigation components when damage or inoperation is due to fluid, broken or stuck DVDs or foreign objects in the DVD carrier etc., are not warrantable.

Exceptionally Few Exceptions.

YOUR RUST PERFORATION AND SURFACE CORROSION WARRANTIES DO NOT COVER:

1. Body panel rust caused by abuse or lack of maintenance.

2. Rust where paint has been damaged by normal road hazards such as stones and debris.

3. Rust caused by a body panel being submerged in water, sand or mud, or exposed to corrosive gas or environmental fallout.

4. Rusting or perforation of an accessory component.

5. Paint matching. Due to the effects caused by time and the environment, Honda reserves the right to decide whether painting the repaired or replaced panel to match the original finish is practical. Honda will not under any circumstances pay for painting the entire vehicle solely for paint matching.

YOUR GENUINE HONDA ACCESSORY WARRANTY DOES NOT COVER:

1. Any accessory installed improperly on a Honda other than the year or model it was designed to fit.

2. Honda accessories purchased outside of Canada.

3. Any claim presented without adequate proof of accessory purchase and/or installation date and odometer reading at time of installation.

YOUR GENUINE HONDA REPLACEMENT PARTS WARRANTY DOES NOT COVER:

1. Any claim presented without adequate proof of purchase date, installation date and odometer reading at the time of installation.

2. Parts considered to be normal maintenance items such as filters, brake linings, etc., unless they are defective in material or workmanship.

3. Parts installed in vehicles used for racing, competition or off-road applications.

YOUR REPLACEMENT MUFFLER LIFETIME LIMITED WARRANTY DOES NOT COVER:

1. All other exhaust system parts such as pipes, hangers, clamps, gaskets or other mounting hardware.

2. Mufflers supplied as original equipment or any muffler installed while the Distributor's Warranty is in effect.

3. Replacement mufflers not originally installed by a Honda dealer.

4. Additional labour and/or exhaust system parts which are damaged while performing warranty repairs under this warranty.

Exceptionally Few Exceptions.

SPECIAL NOTES ON WARRANTIES AND RESPONSIBILITIES.

The warranties set forth in this brochure are the only and the entire written warranties given by Honda with respect to your Honda vehicle.

1. No dealer or his agent or employee is authorized or empowered to extend or enlarge upon these warranties on behalf of Honda by any written or oral statement or advertisement (except through a Honda Plus extended warranty contract).

2. To the extent the law permits, Honda disclaims any responsibility for loss of time or use of the vehicle, transportation or towing cost (except as described in this booklet) and any other indirect, incidental or consequential damages, inconveniences or commercial loss.

3. Honda reserves the right at any time to make changes in design or specification of any Honda vehicle or any part, without notice and without incurring obligation to make or install similar changes on vehicles and/or parts previously purchased.

4. The provisions contained in the written warranties set forth above are not intended to limit, modify, take away from, disclaim or exclude any warranties set forth in the operation of the Consumer Products Warranty Act, 1977 (Saskatchewan), The Consumer Product Warranty and Liability Act (New Brunswick), The Consumer Protection Act (Quebec), or any other provincial or federal legislation.

Away From Home Repairs.

EMERGENCY REPAIRS

Honda recognizes that your vehicle could develop a serious problem needing immediate repair when you are away from home and it was necessary to perform that repair at a facility other than a Honda dealer. Honda will reimburse you for the repair if:

• The repair would normally be covered by one of the warranties in this booklet.

and

• All Honda dealers within 150 km of the breakdown were closed at the time, or there were no Honda dealers within 150 km.

and

• The vehicle was immobile, or attempting to drive the vehicle would cause further damage or be unsafe.

and

• The repair was necessary to permit you to continue your trip to your destination or your home.

For reimbursement of repair costs, go to your local Honda automobile dealer. You must show a copy of the paid receipt, and the replaced part(s). The dealer will reimburse you for the parts and you will be reimbursed for labour at a geographically-appropriate labour rate for Honda's recommended time allowance.

EMERGENCY REPAIRS IN THE U.S.A.

Warranty coverage on your Honda is provided by Honda Canada through Canadian Honda automobile dealers. Canadians who are in the U.S. on vacation, or who are temporarily located in the U.S. for business reasons may obtain warranty coverage from a local U.S. Honda dealer. Because Canadian Warranty Coverage may differ from U.S. Warranties, owners of Canadian vehicles should have documentation with them to confirm the original date of purchase of their vehicle, entitlement to warranty coverage, as well as a copy of this Warranty book to indicate their applicable coverage to the U.S. dealer.

RELOCATING OUTSIDE CANADA OR EXPORTING YOUR VEHICLE

New Hondas sold in Canada are designed to comply with Canadian safety and emissions standards. If you plan to export your Honda to another country and register it there, we recommend that you contact the Honda distributor or vehicle import agency in that country to determine their requirements. Honda Canada does not have this information.

Also, be advised that any modifications to your Honda that may be required to meet another country's standards may be expensive, and getting your Honda serviced in another country may be difficult.

Honda Plus

HONDA PLUS

If you plan to drive your new Honda for a longer period of time or a higher number of kilometres than covered by the Honda warranties already mentioned, Honda Plus will be of interest to you.

Honda Plus offers you a choice of protection packages. Ask your Honda dealer for the Honda Plus package that meets your needs. These protection packages are:

	Comprehensive	Roadside Assistance
5 years/100,000 km	✔①	✔②
6 years/100,000 km	✔①	✔②
6 years/160,000 km	✔①	✔②
7 years/130,000 km	✔①	✔②
7 years/160,000 km	✔①	✔②
7 years/200,000 km	✔①	✔②
8 years/130,000 km	✔①	✔②
8 years/200,000 km	✔①	✔②
10 years/160,000 km	✔①	✔②
FLEXIBLE PLAN		
First Period - 4 years/100,000 km	✔①	✔②
Second Period - 3 years/60,000 km	✔③	✔②
- 4 years/100,000 km	✔③	✔②
----------OR----------		
First Period - 5 years/120,000 km	✔①	✔②
Second Period - 2 years/40,000 km	✔③	✔②
- 3 years/80,000 km	✔③	✔②

① Time starts from original vehicle registration date and ends at the time or distance travelled limitation, whichever comes first.

② Extends the original Roadside Assistance coverage period.

③ Extends the First Period of coverage.

LEASES.

You can now protect your lease investment with a Flexible Plan. Here's how it works: at the time you lease your vehicle, you can pick up a Comprehensive Plan for the First Period. If you later purchase your vehicle, or determine that you will be driving more than the kilometre term purchased in the First Period of your lease, you have the option to upgrade your Flexible Plan for the Second Period of Coverage. The Second Period of Coverage must be purchased before the First Period of Coverage matures.

Regardless of whether you lease or purchase your vehicle, you will find the coverage to be both extensive and of the superior quality that is synonymous with the Honda name. Plans are transferable under most conditions, to the next owner, making your vehicle investment that much more appealing.

ROADSIDE ASSISTANCE.

As a valued owner of a new Honda vehicle, you are entitled to the Roadside Assistance Program, in addition to your "Manufacturer's Vehicle Warranties".

Honda Plus provides a network of more than 20,000 approved towing and roadside service facilities. Every one is pre-screened and qualified to provide round-the-clock towing and roadside assistance.

In the event of a breakdown or an emergency anywhere in Canada or while travelling in the United States (including the Lower States, the District of Columbia, Alaska, and Puerto Rico), simply call 1-800-465-PLUS (7587) and help will be on the way.

Honda Plus Roadside Assistance will automatically provide you with roadside coverage for a minimum period of (3) years dependent on the product purchased and commencing from the date of first registration, to minimize inconvenience resulting from unforeseen mechanical breakdowns, lockouts and accidents. Refer to your roadside assistance booklet for details.

Change of Address / Ownership / Leasing

DON'T MAKE A MOVE WITHOUT LETTING YOUR HONDA DEALER KNOW.

If moving to a new town, or a different part of town means changing Honda dealers, be sure you visit your new Honda dealer so that he or she may register you as an owner. Please do so as soon as possible. That way we'll be able to keep you up-to-date on important Honda news releases and money-saving promotions. Plus, you'll help avoid any lapses in your maintenance schedule or confusion in your warranty coverage.

SAME HONDA PROUD NEW OWNER.

New or used, we're glad you chose Honda. And we'd like to keep in touch with you so that you can enjoy all the benefits of Honda product updates and special promotions for Honda owners. Your local Honda dealer will be pleased to see to it that you and your Honda are on our mailing list. So make the first trip in your Honda a visit to your Honda dealer.

LEASING YOUR HONDA?
YOU CAN STILL BE KEPT INFORMED.

While your leased Honda is owned by the leasing company, you can still receive information updates and exciting special promotion releases directly from us. Simply visit your Honda dealer and register with him or her. That way you won't miss any of the added benefits that come with driving a new Honda.

PLEASE ACCEPT OUR NEW PRIVACY STATEMENT BELOW:

I understand that Honda, its affiliates, Dealers and service providers collect, use and disclose my personal information for the purposes of (i) completing my purchase, finance or lease transaction; (ii) maintaining my warranty and customer service records; (iii) conducting customer service campaigns; (iv) providing me with marketing information; and (v) for legal and other business purposes. I consent to Honda, its affiliates, Dealers and service providers contacting me by telephone or sending commercial electronic messages to me, including email and text messages. I can contact Honda at 1-888-946-6329 or 180 Honda Boulevard, Markham, Ontario, L6C 0H9, and my Dealer if I no longer consent to these uses and to update or correct my personal information.

Problems Are No Problem For Your Honda Dealer.

Your Honda dealer should be able to solve any problem or answer any question regarding the service and operation of your Honda. Should a special problem arise, please follow these steps:

1. Contact the Service Manager at your dealership. If he or she is unable to resolve the matter;
2. Contact the Dealer Principal or General Manager of the dealership. Then, if necessary;
3. Contact Honda Customer Relations Department at the address below.

HONDA CANADA INC.
180 Honda Boulevard
Markham, ON L6C 0H9
www.honda.ca

Telephone Toll Free:	1-888-946-6329
E-mail:	honda_cr@ch.honda.com

Your complete satisfaction is our paramount goal. We will do all that is possible to ensure that your experience of owning and driving a Honda is always a pleasurable one.

Our Dedication To Your Satisfaction Goes Even Farther.

Occasionally a customer complaint cannot be resolved through the three step Customer Satisfaction Procedure described previously. If, after exhausting these procedures your problem is still not resolved, you have yet another option.

Honda endeavours to resolve all of customer vehicle concerns through our dealer network and with our direct assistance where necessary. Occasionally a customer complaint cannot be resolved despite our best efforts.

In these instances, you may wish to contact the Canadian Motor Vehicle Arbitration Plan (CAMVAP). CAMVAP is an independent organization that assists in resolving disputes with the manufacturer about defects in your vehicle's assembly or materials or, how the manufacturer is applying or administering its new vehicle warranty.

For more information on CAMVAP, and to obtain a copy of the CAMVAP consumer guide entitled "Your Guide to CAMVAP", please call 1-800-207-0685 or see CAMVAP's website (www.camvap.ca).

With A Little Care, Your Honda Investment Will Pay Even Greater Dividends.

In designing and building your new Honda we have employed some of the most advanced rust-inhibiting treatments and techniques available. Double-sided, electro-galvanized steel has been used extensively and the rugged unit-body has been designed to eliminate many potential rust areas.

Our attention to these details, combined with a little extra attention on your part can help keep your Honda sparkling and rust-free a lot longer, especially when you know the tricks of the trade.

Rust is caused by two factors. The first is the accumulation of dirt and moisture in hard to get at cavities and other areas under your vehicle. The second is the removal of paint and protective coatings on the outside and underneath the vehicle caused by stones, gravel or minor accidents.

While it is difficult to generalize, certain environmental conditions affect the rate of corrosion. Regions which experience high relative humidity, especially when temperatures are above the freezing point will be subject to accelerated corrosion. Also, regions where the atmosphere is affected by industrial pollution or where salt is used for de-icing roads are prime candidates for increased rates of corrosion.

A GOOD WASHING DOES MORE GOOD THAN YOU'D THINK.

You should wash your vehicle at regular intervals, and at least once a week under adverse conditions. When washing, be sure that your Honda is in the shade and the paint surface is cool. Begin by softening up the dirt on the underside of the body and radiator area with a jet of water. Then rinse the entire body until the dirt is loosened up.

Next, wash the dirt off using a sponge and plenty of soapy water. A soap specialized for washing vehicles is available from your Honda dealer. Or a mild dish washing detergent mixed with fresh, clean, lukewarm (not hot) water may be used. After soaping, the vehicle should be rinsed thoroughly.

After each washing, take a moment to inspect the body finish for any nicks or scratches in the paint which could give rust a place to begin.

Also, check the underside of the vehicle to ensure that it is free from built-up dirt and that all protective undercoatings are intact.

Be careful to clear out any drain holes in the bottom of the doors and the tailgates on models so equipped. If your Honda has ventilation holes in the bottom of either the rocker panels or the rear fenders, they should also be

cleared out. You should also inspect the strips adjoining all windows to ensure that they are diverting water from entering the body panels.

Hot water is not recommended, especially in freezing conditions as it may cause painted surfaces to crack. Also, in freezing conditions, do not wash your vehicle unless you can dry it completely. Door locks and rubber seals are particularly sensitive to damage caused by freezing.

During the winter months it is important to clean your Honda's underside with either high pressure water or steam. This should include the wheelhousings, bumpers, the muffler, tailpipe and brackets.

If you are unable to perform this yourself, you should locate a car wash equipped to perform this service.

In choosing a car wash you should be aware that recycled cleaning solutions which have not been adequately treated have proven to be contributing factors to corrosion. Check with your car wash operator. These recommendations also apply to vehicles used in areas known to be above normal in atmospheric salts (such as coastal regions) and those having above normal atmospheric corrosives such as sulphur dioxide.

TOUCH UP TIPS.

If any metal has been exposed due to scratches or chips from road debris, the area should be treated immediately, by your Honda dealer, a qualified auto body repair shop or yourself. If you choose to do the job yourself, here are some important pointers:

1. Scrape the damaged surface completely clean of any rust with sandpaper, a penknife or similar object.

2. Apply an anti-rust primer to the area and let it dry.

3. After drying, sand the edges for smoothness without exposing more metal.

4. Apply the matching touch-up paint which is available from your Honda dealer's Parts Department.

If only the exterior paint has been chipped, and no metal has been exposed, simply sand the edges smooth and apply the matching body paint.

Anytime you see an indication of either cosmetic or external corrosion, or perforation corrosion, however caused, you should attend to it immediately to prevent further damage.

Should your Honda sustain more serious body damage, you should have it restored to original condition by your Honda dealer or a qualified auto body shop. If you choose the latter, make certain that all replaced or repaired parts have been protected against corrosion.

Also, to maintain your Rust Perforation and Surface Corrosion warranties, ensure that only genuine Honda parts or Honda-approved parts are used as replacements.

CHECK THE PASSENGER AND CARGO COMPARTMENTS.

Not all corrosion begins on the outside of your vehicle. Moisture is often trapped under the floor carpets or trunk mats. In time, it can corrode and weaken the floor and trunk panels. You can help prevent this by removing any loose protective mats and allowing them and the area under them to dry. The use of a wet-type vacuum cleaner will also be helpful.

Certain cargoes, such as chemicals, fertilizer, cleaners, and de-icing salts are particularly corrosive in nature. Transporting these materials makes it necessary for owners to take special precautions to protect their vehicles from related corrosion.

CHOOSE THE RIGHT MUD AND STONE SHIELDS.

If you do much of your driving on gravel and loose stone surfaces, or on roads that are heavily salted, consider buying mud or stone shields which mount on the lower body edge behind each wheel. For best results, the shield should extend as close to the road as is practical. Small, purely decorative shields may be of little benefit. Also, be sure the fitting of such shields is also corrosion resistant. Your Honda dealer has mud and stone shields specifically designed for your Honda and will be pleased to properly install them for you.

GARAGING YOUR HONDA.

Many different factors will influence your decision whether to garage your new Honda or not.

If the garage is poorly ventilated or damp from driving the car in and out when wet or covered with snow, it is probably better to keep the car outdoors. This is particularly true when the temperature is below freezing. However, if the car is used less often and the garage is kept clean and dry, you should keep it garaged.

ALLOY WHEELS

Clean your Honda's aluminum alloy wheels as you do the rest of the exterior. Only use a mild, non-antibacterial detergent and soft brush or sponge to clean the wheels, and rinse them thoroughly. The wheels have a protective clear-coat that keeps the aluminum from corroding and tarnishing. Using harsh chemicals, including some commercial wheel cleaners, or stiff brushes can damage this clear-coat.

CARPETS

Vacuum the carpeting frequently to remove dirt. Use a foam-type carpet cleaner. Follow the instructions that come with the cleaner, applying it with a sponge or soft brush. Keep the carpeting as dry as possible by not adding water to the foam.

SEAT BELTS

If your seat belts get dirty, you can use a soft brush with a mixture of mild non-antibacterial soap and warm water to clean them. **Do not use bleach, dye, or cleaning solvents.** They can weaken the belt material. Let the belts air-dry before you use the car. You can use a clothes pin or binder clip fastener to keep the belt extended until it dries.

FABRICS

Vacuum dirt and dust out of the material frequently. For general cleaning, use a solution of mild soap and lukewarm water, letting it air dry. To clean off hard to remove spots, use a commercially available fabric cleaner. Test it on a hidden area of fabric first, to make sure it does not bleach or stain the fabric. Follow the instructions that come with the cleaner.

VINYL SURFACES

Remove dirt and dust with a vacuum cleaner. Wipe the vinyl with a soft cloth dampened in a solution of mild soap and water. Use the same solution with a soft-bristle brush on more difficult spots. You can also use commercially available spray or foam-type vinyl cleaners.

WINDOWS

Clean the windows, inside and out, with a commercially available glass cleaner. You can also use a mixture of one part white vinegar to ten parts water. This will remove the haze that builds up on the inside of the windows. Use a soft cloth or paper towels to clean all glass and clear plastic surfaces. The rear window defogger wires are bonded to the inside of the glass. Wiping vigorously up and down can dislodge and break the defogger wires. When cleaning the window, use gentle pressure and wipe side to side.

The Parts And Service Your Honda Started With Are The Best To Stay With.

No one has the investment in genuine Honda parts, or a staff with the cumulative years of Honda service experience your Honda dealer does. That's a tremendous investment. Take advantage of it, and it can also be an investment that rewards you handsomely.

For one thing, you'll always know that your Honda is getting nothing less than genuine, guaranteed Honda parts... designed by Honda for nothing less than the best fit and finish. And you can be sure they'll deliver all the performance and reliability that was engineered into your Honda in the first place.

The same thinking applies to your Honda dealer's service. Factory-trained technicians, using the latest diagnostic equipment and up-to-the-minute factory service bulletins, are simply better qualified to do a better job. And, of course, their work is guaranteed.

In terms of peace of mind, those two considerations alone are worth a great deal. And, when combined with your Honda dealer's highly competitive pricing, plus a regular schedule of special promotions, chances are you'll also realize some substantial savings.

Then there's the established fact that people who maintain their Honda to original equipment standards can expect fewer mechanical problems plus more value for their Honda at trade-in time.

This may make you feel uncomfortably like a captive audience, but we simply can't guarantee the quality of another manufacturer's parts or the calibre of someone else's service.

It all comes down to this. We set very high standards for the vehicles we manufacture as well as our replacement parts and service. Chances are, those high standards are one of the reasons you chose Honda in the first place. So, why risk compromising them now that you are a new Honda owner?



Your Honda dealer offers parts and service at very competitive prices. And along with it, quality you can count on. So keep the percentages in your favour by keeping your Honda 100% Honda.

Preventive Maintenance. The Little Things You Do Can Add Up To A Lot.

RECOMMENDED MAINTENANCE SCHEDULE

Some parts of your new Honda will require servicing and replacement more regularly than others. Keeping your Honda's maintenance on schedule also keeps your warranties valid.

PLEASE FOLLOW THE MAINTENANCE REQUIREMENTS LISTED IN THE OWNER'S MANUAL, AS INDICATED BY YOUR VEHICLE'S MAINTENANCE MINDER (IF EQUIPPED) OR VISIT WWW.HONDA.CA IN THE OWNERS SECTION, CLICK ON MAINTENANCE CALCULATOR.

Between visits to your Honda dealer for scheduled maintenance, your Honda will respond most positively to a little care and attention from you. Here are a few things you can do to help reduce the possibility of future repairs.

1. WASH WITH CARE.

Caked up mud and salt on the underbody are a prime cause of body corrosion. So, take care to flush out the underbody with a garden hose or at the car wash. The chart on page 32 shows key areas you shouldn't overlook.

2. THE FIRST STEP IN PROTECTING YOUR FINISH.

Twice a year you should give your Honda a good waxing. This will help protect the finish. Always wax your Honda in the shade when the paint surface is cool. Covering over exposed metal helps prevent rust. So, if you find any minor scratches in the paint, your Honda dealer has touch-up paint to match your Honda's body colour. Dirt embedded in fabric causes it to wear more quickly, so it's a good idea to shampoo your Honda's interior occasionally - just like you do your home furniture.

3. DON'T OVERLOOK LOOKING UNDER THE HOOD.

All vehicle engines tend to consume a little engine oil. This varies depending on your driving habits and the type of driving you do. Every second gas-up, it's wise to check your Honda's oil level.

4. MAINTAIN ENGINE EFFICIENCY. CHECK YOUR COOLANT.

The water and anti-freeze in your Honda's cooling system helps keep it running at the proper and most efficient temperature. This mixture evaporates slowly, therefore it should be checked periodically. Before the winter season, let your Honda dealer check the quality of your anti-freeze and restore it to its proper strength. Preventive Maintenance.

Preventive Maintenance. The Little Things You Do Can Add Up To A Lot.

5. A DIRTY AIR FILTER COSTS PERFORMANCE.

Your Honda's engine needs a good supply of air for efficient fuel combustion. Over time, its air filter can become clogged, reducing performance and fuel economy. Ask your Honda dealer to inspect and replace this filter according to your maintenance schedule, especially if you do most of your driving on dusty roads.

6. FRESH WIPERS MAKE A CLEAN SWEEP.

Windshield wipers wear out through use and damage from the sun's ultra-violet rays. Because clear vision is essential to good driving, check your wipers from time to time. Your Honda dealer will have exact replacements if and when you need them. It's also a good idea to carry a spare.

7. CLEAR THE ROAD AHEAD.

Always keep your windshield washer reservoir topped up. And, periodically inspect the washer jets to make sure they're free of dirt and in good operating condition.

8. WORN TIRES WARN OF OTHER PROBLEMS.

Tires that are over-inflated or under-inflated will not only have a negative effect on your Honda's precise handling, they'll also wear unevenly. Check your tires occasionally to see that they are inflated to the level recommended in your owner's manual. Check for uneven tread wear. It's a sign that precision adjustments are needed. Also, be sure to have your Honda dealer rotate your tires regularly to help extend tread life.

9. A QUESTION OF ADDITIVES.

Your Honda vehicle does not require any oil additives. Oil additives may adversely affect your engine's or transmission's performance and durability. Additionally, your Honda does not require the use of rust inhibitors or other additives in its cooling system. The use of these products may not be compatible with the coolant or engine components. The use of fuel additives, or fuel injector cleaners is not part of the recommended maintenance schedule and is not required.

ORIGINAL EQUIPMENT MEANS ORIGINAL QUALITY.

Genuine Honda parts are the same as those which came with your new Honda. So their fit, quality and performance will be nothing less than Honda perfect. Your Honda dealer always has a good stock on hand for over-the-counter quick replacement when you need them.

A Good Wash Up Keeps Rust Down.

Eliminate build-ups of dirt and salt from your Honda's underbody, and you'll be doing a lot to help eliminate rust. Here are the prime locations that need a good hosing out from time to time.

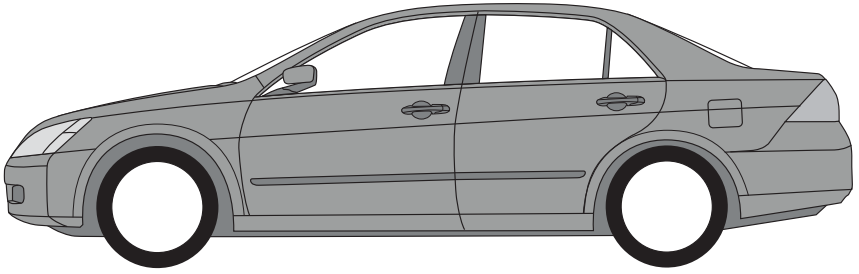

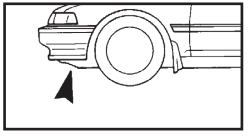

1. The area above the subframe may be washed out through access under the hood and from under the vehicle.

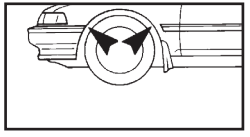

2. Wash the inside of the front and rear wheelhousings to prevent dirt and salt build-up.

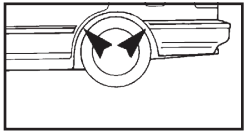

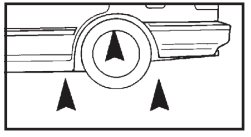

3. Dirt and salt tend to build up on control arm pivot mounts. A blast from your garden hose will keep them clear.

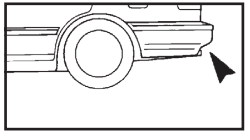

4. The inside of the rear bumper can trap dirt and salt. Rinse it out occasionally.



5. Spray the radiator fins from the back side to rinse away salt and sand that may accumulate in the radiator fins.

Dealer Listing

You may obtain warranty service at any authorized Honda dealer in Canada. To locate an authorized Honda dealer, please visit www.honda.ca or contact Honda Canada at 1-888-946-6329