

HONDA CARE

2 0 0 7 W A R R A N T Y & M A I N T E N A N C E
G U I D E , *P L U S* D E A L E R L I S T I N G



HONDA

Table Of Contents

Welcome3

WARRANTIES

Warranty overview5

Warranty chart6

Power Train warranty parts list8

Associated warranties overview9

Distributor's warranty9

Power Train warranty10

Emission control systems warranty10

Emission parts list11

Integrated Motor Assist System.....13

Rust perforation warranty14

Surface corrosion warranty14

Audio and navigation components warranty15

Battery warranty15

Accessories warranty16

Replacement parts warranty17

Replacement muffler lifetime limited warranty17

Tire warranty17

Warranty Limitations/Exceptions18

Honda Plus - Added Owner Security21

Away from home repairs22

CUSTOMER RELATIONS

Change of address/Ownership/Leasing23

Customer Relations Department24

HONDA CAR CARE

Caring for your new Honda25

Genuine Honda parts and service overview28

MAINTENANCE

Recommended Maintenance schedule29

Preventive maintenance29

DEALER LISTING

See Centre Section

Dear new Honda owner,

Welcome to the joy of Honda ownership. We believe that as you move through life, there is a Honda vehicle that rides along with you.

The quality, performance and durability built into each Honda vehicle is your passport to unlimited driving pleasure and hassle-free ownership.

Honda Canada through its network of Honda dealers believes in service excellence throughout the life of your ownership. Our “No Nonsense” warranty and recommended maintenance schedule is your guarantee of worry-free ownership.

For the dealer nearest you please visit www.honda.ca or refer to the dealer listing following page 31 of this guide. Honda powers a lifetime of driving. Enjoy the ride.

Sincerely,



J. Miller
Executive Vice President

The Honda Five Year No Nonsense Warranty. Your Secure Future Is Guaranteed.

Because your new Honda is an important personal investment, we designed the Honda No Nonsense Warranty to act as a guaranteed investment certificate.

In fact, its remarkable protection takes the incredible value of the Honda you have invested in, and increases it even further.

The Honda No Nonsense Warranty is an industry benchmark in customer protection and owner satisfaction.

The warranty information on the following pages covers all new Honda vehicles manufactured by Honda Motor Company Ltd., sold by authorized Honda automobile dealers within Canada, and normally operated in Canada.

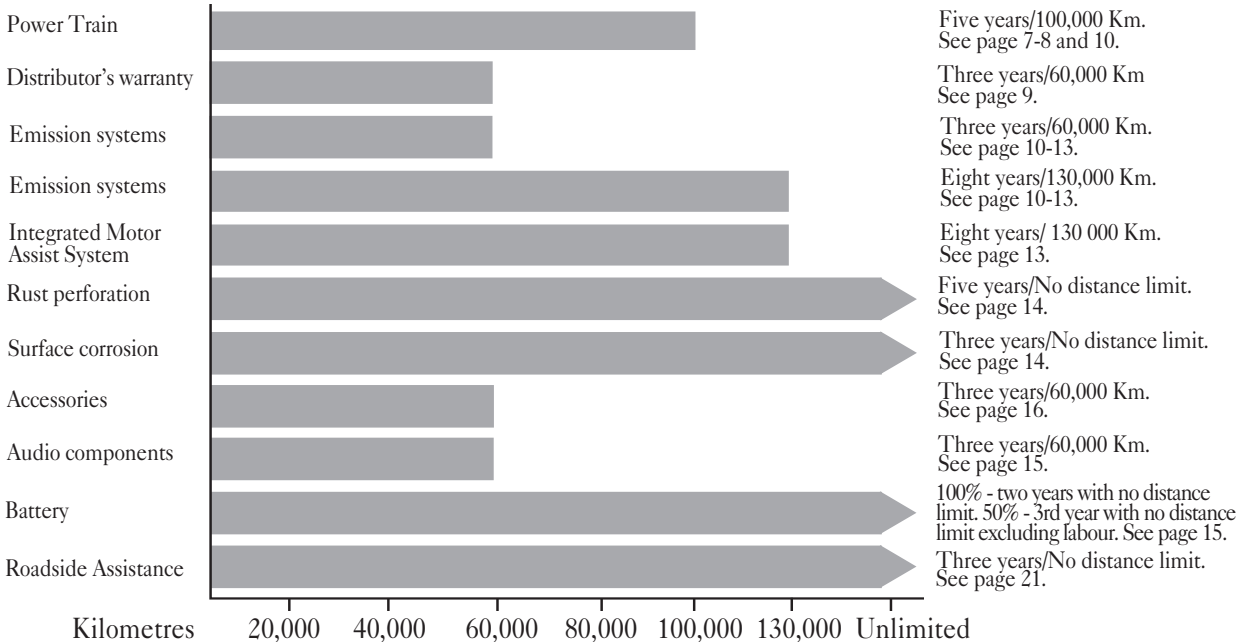
For your added peace of mind, it is backed by Honda Canada Inc., 715 Milner Avenue, Toronto, Ontario on behalf of Honda Motor Co. Ltd., Tokyo, Japan. Wherever you see the word “Honda”, you may assume that it refers to either Honda Canada Inc., or Honda Motor Company Ltd., whichever is more appropriate to the text.



In addition to the Honda Five Year/100,000 Km No Nonsense Warranty, you and your new Honda are also protected by an additional series of warranties for items such as emission controls, body corrosion, and more. Specific details on these warranties are also included in this section.

Take a few moments to review them. You'll find them refreshingly straightforward, and very reassuring.

2007 Warranty Coverage. Honda Elevates Your Comfort Quotient.



The owner of the vehicle is responsible to report to an authorized Honda dealer in Canada any items which they feel are defective, and request warranty coverage, if applicable, within the terms of the warranty. The vehicle must be made available to the dealer for warranty repairs within the warranty period.

Honda Warranty Protection Makes Power Train Components a Minor Concern.

Remarkable as the Five Year /100,000 Km No Nonsense Warranty is, there are some things about it that make it even more so. For instance, you pay nothing extra for this extensive coverage. It's as much a part of your new Honda as the wheels and engine.

Also, there are no deductibles to pay should your Honda ever require repairs covered by this warranty.

And, if you sell your Honda before the warranty expires, the Honda Five Year /100,000 Km No Nonsense Warranty transfers to the new owner - at no charge. A welcome fact that can make your Honda worth even more at trade-in time.

A check list of all the items covered by the Honda Five Year /100,000 Km No Nonsense Warranty is shown on page 8.

Power Train Component List

ENGINE	
✓	Cylinder block and all internal parts
✓	Cylinder head and all internal parts
✓	Camshaft and valve train
✓	*Timing belt, balancer belt and tensioner
✓	Oil pump
✓	Oil pan
✓	Seals and gaskets
✓	Flywheel
✓	EFI Main Relay
✓	Water Pump
✓	Fuel Pump

TRANSAXLE	
✓	Transmission and differential housing and all internal parts
✓	Torque converter on automatic transmission
✓	Driveshafts
✓	CV joints
✓	4WD Transfer Case and Dual Pump Assy
✓	Front and Rear Hubs
✓	Wheel Bearings Front and Rear

* Timing belts are considered to be a maintenance item. Replacement at or before (at the customer's discretion) the scheduled interval (see Canadian Maintenance Schedule Brochure available from your dealer) is required; such replacement is the vehicle owner's responsibility and is not covered by warranty.

OCCUPANT PROTECTION	
✓	Seat belts
✓	Seat belt warning control unit
✓	SRS air bag module
✓	SRS control unit/sensors
✓	SRS harness

Any components not specifically listed above are excluded from the Power Train Component Warranty.

Additional Warranties For Your Extra Protection.

While the Honda No Nonsense Warranty is one of the best in the business, your Honda's protection goes even further by providing you with a comprehensive safety net of additional warranty packages.

Like the Honda No Nonsense Warranty, there is no extra charge for this protection. These warranty packages may be transferred to a new owner at no additional charge. And there is no deductible charge for any repair made under them.

Towing to the nearest Honda dealer is also covered if the failure is warrantable and as a result, the vehicle is inoperable or unsafe to drive.

As is the case with all warranties, there are some exceptions to the rule. Differences in driving styles, regional driving conditions, and items which, through normal wear, require regular maintenance or replacement are exempted from warranty coverage. We have taken great care to see that they have been properly highlighted in this booklet. We think you will find these addendums to be most reasonable, and of little ground for concern.

All Honda warranties begin on the date the vehicle is delivered to the first retail purchaser or, if the vehicle is leased or placed in service as a demonstration vehicle, the date the vehicle is first placed in service.

1. YOUR DISTRIBUTOR'S WARRANTY.

Three Years or 60,000 Km, whichever occurs first.

This warranty is your guarantee that under normal use and maintenance, your new Honda (including all power train components) will be free from any defects in material and workmanship.

If any defects should be found and reported to a Honda dealer during the warranty period, necessary repairs with new or remanufactured Honda parts that meet Honda's quality standards or Honda-approved equivalents will be made at no cost to you for parts and labour immediately upon acknowledgement by Honda that such defects are attributable to faulty material or workmanship at the time of manufacture. These repairs should be completed immediately.

Please note, light bulbs are limited to one year or 20,000 Km, whichever comes first. Floor Mats are limited to one year. Any other exceptions to this warranty are outlined on pages 18-20 of this booklet.

Additional Warranties For Your Extra Protection.

2. YOUR POWER TRAIN COMPONENT WARRANTY.

Five years or 100,000 Km, whichever occurs first.

This warranty takes over upon expiry of your Distributor's Warranty. It is free to the original owner, and transferrable to subsequent owners upon registration with Honda. Your Power Train Component Warranty coverage is limited to the items listed on page 8.

Your Power Train Component Warranty guarantees that, under normal use and maintenance, all specified power train components will continue to be free from defects in material and workmanship.

Should any defects be found in these components and the vehicle is made available to a Honda dealer within the warranty period, necessary repairs and replacements with new or remanufactured Honda parts that meet Honda's quality standards, or Honda-approved equivalents will be made at no cost to you for parts and labour immediately upon acknowledgement by Honda that such defects are attributable to faulty material or workmanship at the time of manufacture. These repairs should be completed immediately. Please refer to pages 18-20 for exclusions or situations under which these items may be excluded from coverage.

3. YOUR EMISSION CONTROL SYSTEMS WARRANTY.

Three years or 60,000 Km, whichever occurs first.

This warranty guarantees that the emission control systems in your new Honda conform with all published Canadian Federal and Provincial emission control standards.

Any defects in material and workmanship in the emission control systems which cause non-compliance with those standards will be repaired or replaced with new or remanufactured Honda parts that meet Honda's quality standards, or Honda-approved parts at no cost to you.

This will be done immediately upon acknowledgement by Honda that such defects are attributable to faulty material or workmanship at the time of original manufacture. These repairs should be completed immediately.

If your vehicle is registered in a province where that province or your local jurisdiction has a mandatory Inspection and Maintenance (I/M) Program, you may also be eligible for Emissions Performance Warranty coverage for a period of 3 years or 60,000 km, whichever comes first. Under this warranty, if your vehicle fails an approved I/M test, Honda will repair, replace or adjust any necessary emission control system part listed on pages 11, 12 and 13 without charge for labour, diagnosis or parts.

Please turn to pages 18-20 of this booklet for a brief explanation of exceptions to this warranty.

Emissions Parts List

PARTS COVERED FOR 3 YEARS/60,000 KM BY THE EMISSIONS WARRANTIES

NOTE: Your vehicle may not be equipped with all the parts listed. Other parts may be covered. Contact an authorized Honda automobile dealer for further information.

CRANKCASE CONTROL SYSTEM

✓	Positive Crankcase Ventilation (PCV) valve
✓	Engine oil fill cap
✓	Breather chamber

EVAPORATIVE EMISSIONS CONTROL SYSTEM

✓	Evaporative emission control canister
✓	Evaporative emission purge control diaphragm valve
✓	Fuel tank evaporative emission valve
✓	Evaporative emission purge control solenoid valve
✓	Evaporative emission two-way valve
✓	Evaporative emission purge flow switch

EXHAUST GAS RECIRCULATION (EGR) SYSTEM

✓	EGR control solenoid valve
✓	EGR valve
✓	EGR valve lift sensor
✓	EGR vacuum control valve

EXHAUST SYSTEM

★	Three-way catalytic converter
✓	Front exhaust manifold
✓	Rear exhaust manifold
✓	Exhaust pipe (engine to catalytic converter)

★ Indicates parts covered for 8 years/130,000 Km.

INTAKE AIR SYSTEM

✓	Air cleaner element, housing and cover (covered up to the first required replacement only; see Canadian Maintenance Schedule Brochure)
✓	Throttle body assembly
✓	Intake manifold

PULSE SECONDARY AIR INJECTION SYSTEM

✓	Pulse secondary air injection control solenoid valve
✓	Pulse secondary air injection valve

VTEC SYSTEM

✓	Variable valve timing and valve lift electronic control solenoid valve
✓	Variable valve timing and valve lift electronic control pressure switch

Emissions Parts List

IGNITION SYSTEM

✓	TDC/crankshaft position/ cylinder position sensor
✓	Distributor ignition housing
✓	Distributor ignition cap and rotor
✓	Distributor (includes all internal parts)
✓	Ignition coils
✓	Ignition control module
✓	Ignition timing adjuster
✓	Ignition wires
✓	Spark plug voltage detection module
✓	Spark plug voltage sensor
✓	Spark plugs

FUEL INJECTION SYSTEM

★	Engine Control Module (ECM)
✓	Fuel injectors
✓	Fuel rail
✓	MAP sensor
✓	Heated oxygen sensors
✓	Oxygen sensors
✓	Barometric pressure sensor
✓	Intake air temperature sensor
★	On Board Diagnostic Connector
★	Engine Check Light

MISCELLANEOUS PARTS

✓	Hoses, clamps, brackets, piping bolts and gaskets associated with these systems
---	---

FUEL INJECTION SYSTEM

✓	Throttle position sensor
✓	Engine coolant temperature sensor
✓	Knock sensors
✓	Countershaft speed sensor
✓	Vehicle speed sensor
✓	Accelerator position sensor
✓	Lock-up clutch control solenoid valve
✓	Shift control solenoid valve
✓	Fuel pressure regulator
✓	Idle air control valve (IACV)
✓	Fuel filter (covered up to the first replacement only)

★ Indicates parts covered for 8 years/130,000 Km.

Emissions Parts List

INTEGRATED MOTOR ASSIST SYSTEM

★	Motor Stator
★	Motor rotor
★	Motor commutation sensor
★	Motor power cable
★	Battery assembly
★	Motor power inverter module
★	Motor driver module
★	Battery condition monitor module

★ Indicates parts covered for 8 years/130,000 Km.

Additional Warranties For Your Extra Protection.

4. YOUR RUST PERFORATION WARRANTY.

Five years. No distance limit.

This warranty is your guarantee that your new Honda vehicle's body will be free from defects which cause perforation due to corrosion. Honda will repair or replace any original body component that rusts completely through from the inside out (perforated by corrosion), for a period of five years from the date of first registration.

Components of the vehicle body include any moving or non-moving metal parts of the vehicle chassis, but do not include those components which form part of the vehicle power train, steering, suspension, braking, cooling, heating or exhaust systems, or metal trim and mouldings.

Application of additional corrosion inhibiting materials is unnecessary and not recommended by Honda.

5. YOUR SURFACE CORROSION WARRANTY.

Three years, no distance limit.

Three years or 60,000 Km whichever comes first, on paint defects.

Surface corrosion is defined as corrosion affecting the readily visible surface area of any components of the vehicle's body. It does not include the vehicle underbody, external damage to paint or plated surfaces or corrosion caused by stone chips or other impacts.

This warranty guarantees that the surface of your new Honda vehicle's body will be free from any readily visible corrosion for a period of three years from the date of first registration.

Additionally, this warranty guarantees that your new Honda will be free from any paint related defects for three years or 60,000 Km.

If any defects which cause perforation or surface corrosion should be found and reported to a Honda dealer during the periods stated, Honda will repair or replace such defects to any original body panels, including those repaired or replaced under this warranty, provided that you demonstrate adherence to the care and maintenance guidelines as outlined in this booklet. These repairs should be completed immediately.

All defective parts replaced under this warranty become the property of Honda.

Please note, to retain full warranty coverage, body panels replaced due to accident or damage, must be genuine Honda parts or Honda-approved parts. Also, paint damage caused by road debris, acid rain, tree sap, bird droppings and industrial fallout are not covered by this warranty.

You will find further details on pages 18-20 of this booklet.

Additional Warranties For Your Extra Protection.

6. YOUR AUDIO AND NAVIGATION COMPONENTS WARRANTY.

Three years or 60,000 Km, whichever comes first.

This warranty guarantees that each original equipment or genuine Honda accessory radio, tape player, compact disc player or changer and navigation system will be free from defects in material and workmanship for a period of three years or 60,000 Km from date of first registration.

If any defects should be found and reported to a Honda dealer within this period, necessary repairs or replacements with new or remanufactured Honda parts that meet Honda's quality standards, or Honda-approved equivalents will be made at no cost to you for parts and labour immediately upon Honda's acknowledgement that such defects are attributable to faulty material or workmanship at the time of manufacture. These repairs should be completed immediately.

Dealer installed audio and navigation components that are not genuine Honda are not covered by this warranty.

Pages 18-20 of this booklet contain any exceptions or exclusions from this warranty.

7. YOUR BATTERY WARRANTY.

Up to three years, prorated. No distance limit.

This warranty is your guarantee that the original battery installed in your new Honda vehicle will be free from defects in material and workmanship for a period of three years from date of first registration.

If any defects should be found and reported to a Honda dealer within the first twenty-four months, the battery will be replaced at no cost to you for parts and labour immediately upon Honda's acknowledgement that such defects are attributable to faulty material or workmanship at the time of original manufacture.

If any defects should be found after twenty-four months, and prior to the expiry of three years from the date of first registration, your authorized Honda dealer will credit you with an adjustment against your purchase from him or her of a new battery. The credit will be 50% of the then current suggested retail price of a new battery (excluding labour).

Exclusions to this warranty are noted on pages 18-20 of this booklet.

For the integrated motor assist system battery coverage, see the emissions parts list on page 13.

8. YOUR GENUINE HONDA ACCESSORY WARRANTY

Three years or 60,000 Km, whichever comes first.

This warranty guarantees that Genuine Honda accessories installed by a Honda dealer at time of or prior to retail sale of the vehicle will be free from defects in material and workmanship for a period of three years or 60,000 Km from date of first registration.

Accessories installed by a Honda dealer after retail sale are warranted for the remainder of the three years/ 60,000 Km, but not less than one year or 20,000 Km from the date of installation. Accessories purchased from but not installed by a Honda dealer are covered for one year or 20,000 Km from the purchase date.

EXCEPTIONS:

Floor Mats	1 year
Nose Masks	1 year
Apparel	30 days
Aluminum Rims	Surface finish damaged by external causes (i.e. car wash, curb, stone chipping, non OE wheel weights).

If any defects should be found and reported to a Honda dealer within the specified period, necessary repairs or replacements will be made at no cost to you immediately upon Honda's acknowledgement that such defects are attributable to faulty material or workmanship at the time of original manufacture. These repairs should be completed immediately. If the accessory was installed by anyone other than a Honda dealer it will be repaired or replaced without charge for the parts, but you must pay the labour.

Exclusions to this warranty are noted on pages 18-20 of this booklet.

Additional Warranties For Your Extra Protection

9. YOUR GENUINE HONDA REPLACEMENT PARTS WARRANTY

One year or 20,000 Km, whichever comes first.

This warranty guarantees that Genuine Honda replacement parts purchased by you will be free from defects in material or workmanship for a period of one year or 20,000 Km from their date of purchase.

If any defects should be found and reported to a Honda dealer within this period, necessary repairs or replacements will be made at no cost to you immediately upon Honda's acknowledgement that such defects are attributable to faulty material or workmanship at time of original manufacture. These repairs should be completed immediately. If the part was installed by anyone other than a Honda dealer, it will be repaired or replaced without charge for the part, but you must pay the labour.

Exclusions to this warranty are noted on pages 18-20 of this booklet.

Parts or components replaced during the original vehicle warranties receive the balance of the original applicable warranty.

10. YOUR REPLACEMENT MUFFLER LIFETIME LIMITED WARRANTY

This warranty guarantees that genuine Honda replacement mufflers will be free from defects in material and workmanship for as long as the original purchaser of that muffler owns the Honda vehicle on which it was installed by an authorized Honda dealer.

If any defects should be found and reported to a Honda dealer, replacement will be made at no cost to you for parts or labour. These repairs should be completed immediately.

Please retain and present your proof of purchase to be eligible for this coverage.

Exclusions to this warranty are noted on pages 18-20 of this booklet.

11. YOUR TIRE WARRANTY

The tires originally installed on your new Honda vehicle are warranted by their respective manufacturers and not by Honda. If an original tire on your new Honda has a defect in material or workmanship, please contact the tire manufacturer or ask your authorized Honda automobile dealer for assistance.

Exceptionally Few Exceptions.

YOUR DISTRIBUTOR'S WARRANTY, POWER TRAIN COMPONENT WARRANTY AND EMISSION CONTROL SYSTEMS WARRANTY COVER:

Any factory installed part, except normal maintenance or expendable parts specifically listed in the following two paragraphs:

Normal maintenance includes wheel balance, alignment and rotation, brake and clutch adjustment, tightening of nuts, bolts and fittings, engine tune-up, headlight alignment, and general adjustments which may from time to time be required.

Expendable parts include replacement of spark plugs, filters, fuses, brake linings, clutch friction disc, belts, wiper blades, coolants, hoses, lubricants, and other parts subject to natural wear. Light bulbs are limited to 1 year or 20,000 Km. Floor mats are limited to one year.

NO WARRANTY SHALL COVER:

1. Any repairs required as a result of a lack of required maintenance.
2. Any repairs required as a result of a collision, accident, neglect, racing, or misuse.
3. Any repairs required as a result of remodelling or modifications made to accommodate or install any accessories, attachments, parts or devices which have not been tested and approved by Honda.
4. Any vehicle on which the odometer or emission control systems have been altered, modified or remodelled and rendered inoperative or the true

distance travelled cannot be determined.

5. Any warranty repair not diagnosed and/or performed by an authorized Honda dealer.
6. Deterioration due to normal wear or exposure.
7. Vehicles which have for any reason been declared a total loss or sold for salvage purposes or reconstruction.
8. Vehicles which have been repaired with parts not made or supplied by Honda, and this part is responsible for the failure or malfunction.
9. Damage to paint, glass, and other exterior items due to road hazards.
10. Resurfacing/replacing brake rotors due to corrosion, brake squeal or scoring.
11. Replacement of parts or components when a repair is deemed appropriate (e.g. brake rotor resurfacing or engine block reboring).
12. Replacement of batteries for the keyless entry or security key fobs over 1 year.
13. Any repairs for vehicles exported from Canada to other Countries by individuals or organizations other than Honda, and where such vehicles are normally operated outside Canada.
14. Replacement or repair of audio and/or navigation components when damage or inoperation is due to fluid, broken or stuck audio tapes, CDs, DVDs or foreign objects in the cassette/compact disc/DVD carrier etc., are not warrantable.

Exceptionally Few Exceptions.

YOUR RUST PERFORATION AND SURFACE CORROSION WARRANTIES DO NOT COVER:

1. Body panel rust caused by abuse or lack of maintenance.
2. Rust where paint has been damaged by normal road hazards such as stones and debris.
3. Rust caused by a body panel being submerged in water, sand or mud, or exposed to corrosive gas or environmental fallout.
4. Rusting or perforation of an accessory component.
5. Paint matching. Due to the effects caused by time and the environment, Honda reserves the right to decide whether painting the repaired or replaced panel to match the original finish is practical. Honda will not under any circumstances pay for painting the entire vehicle solely for paint matching.

YOUR GENUINE HONDA ACCESSORY WARRANTY DOES NOT COVER:

1. Any accessory installed improperly on a Honda other than the year or model it was designed to fit.
2. Honda accessories purchased outside of Canada.
3. Any claim presented without adequate proof of accessory purchase and/or installation date and odometer reading at time of installation.

YOUR GENUINE HONDA REPLACEMENT PARTS WARRANTY DOES NOT COVER:

1. Any claim presented without adequate proof of purchase date, installation date and odometer reading at the time of installation.
2. Parts considered to be normal maintenance items such as spark plugs, filters, brake linings, etc., unless they are defective in material or workmanship.
3. Parts installed in vehicles used for racing or competition.

YOUR REPLACEMENT MUFFLER LIFETIME LIMITED WARRANTY DOES NOT COVER:

1. All other exhaust system parts such as pipes, hangers, clamps, gaskets or other mounting hardware.
2. Mufflers supplied as original equipment or any muffler installed while the Distributor's Warranty is in effect.
3. Replacement mufflers not originally installed by a Honda dealer.

Exceptionally Few Exceptions.

SPECIAL NOTES ON WARRANTIES AND RESPONSIBILITIES.

The warranties set forth in this brochure are the only and the entire written warranties given by Honda with respect to your Honda vehicle.

1. No dealer or his agent or employee is authorized or empowered to extend or enlarge upon these warranties on behalf of Honda by any written or oral statement or advertisement.

2. To the extent the law permits, Honda disclaims any responsibility for loss of time or use of the vehicle, transportation or towing cost (except as described in this booklet) and any other indirect, incidental or consequential damages, inconveniences or commercial loss.

3. Honda reserves the right at any time to make changes in design or specification of any Honda vehicle or any part, without notice and without incurring obligation to make or install similar changes on vehicles and/or parts previously purchased.

4. The provisions contained in the written warranties set forth above are not intended to limit, modify, take away from, disclaim or exclude any warranties set forth in the operation of the Consumer Products Warranty Act, 1977 (Saskatchewan), The Consumer Product Warranty and Liability Act (New Brunswick), The Consumer Protection Act (Quebec), or any other provincial or federal legislation.

Honda Plus

HONDA PLUS

If you plan to drive your new Honda for a longer period of time or a higher number of kilometres than covered by the Honda warranties already mentioned, Honda Plus will be of interest to you.

Honda Plus offers you a choice of protection packages. Ask your Honda dealer for the Honda Plus package that meets your needs. These protection packages are:

	Comprehensive	Roadside Assistance
5 years/100,000 km	✓①	✓②
5 years/130,000 km	✓①	✓②
6 years/100,000 km	✓①	✓②
6 years/130,000 km	✓①	✓②
6 years/160,000 km	✓①	✓②
7 years/130,000 km	✓①	✓②
7 years/160,000 km	✓①	✓②

UPGRADEABLE PLUS FOR LEASE

First Period - 4 years/100,000 km	✓①	✓②
Second Period - 3 years/60,000km	✓③	✓②
-----OR-----		
First Period - 5 years/120,000km	✓①	✓②
Second Period - 2 years/40,000km	✓③	✓②

HONDA
Plus
EXTENDED OWNER COMFORT

- ① Time starts from original vehicle registration date and ends at the time or distance travelled limitation, whichever comes first.
- ② Extends the original three (3) years Roadside Assistance and can only be purchased with Comprehensive Plans.
- ③ Extends the First Period of coverage.

LEASES.

You can now protect your lease investment with an Upgradeable Plus for Lease (“UPL”). Here’s how it works: at the time you lease your vehicle, you can pick up a Comprehensive Plan for the First Period. If you later purchase your vehicle, or determine that you will be driving more than the kilometre term purchased in the First Period of your lease, you have the option to upgrade your UPL Plan for the Second Period of Coverage. The Second Period of Coverage must be purchased before the First Period of Coverage matures.

Regardless of whether you lease or purchase your vehicle, you will find the coverage to be both extensive and of the superior quality that is synonymous with the Honda name. Plans are transferable under most conditions, to a next owner, making your vehicle investment that much more appealing.

ROADSIDE ASSISTANCE.

As a valued owner of a new Honda vehicle, you are entitled to the Roadside Assistance Program, in addition to your “Manufacturer’s Vehicle Warranties”.

Honda Plus provides a network of more than 20,000 approved towing and roadside service facilities. Every one is pre-screened and qualified to provide round-the-clock towing and roadside assistance.

In the event of a breakdown or an emergency anywhere in Canada or while travelling in the continental U.S.A., simply call 1-800-465-PLUS (7587) and help will be on the way.

For a period of three (3) years, commencing from the date of first registration, Honda Plus Roadside Assistance will automatically provide you with Roadside coverage to minimize inconvenience resulting from unforeseen mechanical breakdowns, lockouts and accidents. Refer to your roadside assistance booklet for details.

Away From Home Repairs

EMERGENCY REPAIRS

Honda recognizes that your vehicle could develop a serious problem needing immediate repair when you are away from home and it was necessary to perform that repair at a facility other than a Honda dealer.

Honda will reimburse you for the repair if:

- The repair would normally be covered by one of the warranties in this booklet.

and

- All Honda dealers within 150 Km of the breakdown were closed at the time, or there were no Honda dealers within 150 Km.

and

- The vehicle was immobile, or attempting to drive the vehicle would cause further damage or be unsafe.

and

- The repair was necessary to permit you to continue your trip to your destination or your home.

For reimbursement of repair costs, go to your local Honda automobile dealer. You must show a copy of the paid receipt, and the replaced part(s). The dealer will reimburse you for the parts and you will be reimbursed for labour at a geographically-appropriate labour rate for Honda's recommended time allowance.

EMERGENCY REPAIRS IN THE U.S.A.

Warranty coverage on your Honda is provided by Honda Canada through Canadian Honda automobile dealers. Canadians who are in the U.S. on vacation, or who are temporarily located in the U.S. for business reasons may obtain warranty coverage from a local U.S. Honda dealer. Because Canadian Warranty Coverage may differ from U.S. Warranties, owners of Canadian vehicles should have documentation with them to confirm the original date of purchase of their vehicle, entitlement to warranty coverage, as well as a copy of this Warranty book to indicate their applicable coverage to the U.S. dealer.

RELOCATING OUTSIDE CANADA OR EXPORTING YOUR VEHICLE

New Hondas sold in Canada are designed to comply with Canadian safety and emissions standards. If you plan to export your Honda to another country and register it there, we recommend that you contact the Honda distributor or vehicle import agency in that country to determine their requirements. Honda Canada does not have this information.

Also, be advised that any modifications to your Honda that may be required to meet another country's standards may be expensive, and getting your Honda serviced in another country may be difficult.

Change of Address / Ownership / Leasing

DON'T MAKE A MOVE WITHOUT LETTING YOUR HONDA DEALER KNOW.

If moving to a new town, or a different part of town means changing Honda dealers, be sure you visit your new Honda dealer so that he or she may register you as an owner. Please do so as soon as possible. That way we'll be able to keep you up-to-date on important Honda news releases and money-saving promotions. Plus, you'll help avoid any lapses in your maintenance schedule or confusion in your warranty coverage.

SAME HONDA. PROUD NEW OWNER.

New or used, we're glad you chose Honda. And we'd like to keep in touch with you so that you can enjoy all the benefits of Honda product up-dates and special promotions for Honda owners. Your local Honda dealer will be pleased to see to it that you and your Honda are on our mailing list. So make the first trip in your Honda a visit to your Honda dealer.

LEASING YOUR HONDA? YOU CAN STILL KEEP INFORMED.

While your leased Honda is owned by the leasing company, you can still receive information up-dates and exciting special promotion releases directly from us. Simply visit your Honda dealer and register with him or her. That way you won't miss any of the added benefits that come with driving a new Honda.

CHANGE OF OWNERSHIP INFORMATION CARD.

For your convenience, a change of owner information card may be found in the center of this book. Please complete it and mail it to us to be sure our vehicle files are kept accurate and up to date.

PRIVACY STATEMENT

The owner information submitted may be used by Honda and its related companies, their dealers and service providers to communicate marketing, product and service information to you. If you prefer not to receive marketing information, please contact us at 1-888-946-6329.

Problems Are No Problem For Your Honda Dealer

Your Honda dealer should be able to solve any problem or answer any question regarding the service and operation of your Honda. Should a special problem arise, please follow these steps:

1. Contact the Service Manager at your dealership. If he or she is unable to resolve the matter;
2. Contact the Dealer Principal or General Manager of the dealership. Then, if necessary;
3. Contact Honda Customer Relations Department at the address below.

Your complete satisfaction is our paramount goal. We will do all that is possible to ensure that your experience of owning and driving a Honda is always a pleasurable one.

HONDA CANADA INC.
715 Milner Avenue
Toronto, ON
M1B 2K8

Telephone Toll Free:	1-888-946-6329
Fax Toll Free:	1-877-939-0909
Fax Toronto Area:	416-287-4776

Our Dedication To Your Satisfaction Goes Even Farther.

Occasionally a customer complaint cannot be resolved through the three step Customer Satisfaction Procedure described previously. If, after exhausting these procedures your problem is still not resolved, you have yet another option.

Honda Canada participates in an arbitration program administered by the Canadian Motor Vehicle Arbitration Plan (CAMVAP). They will advise you as to your arbitration rights and will, as appropriate, arrange for your complaint to be reviewed and resolved by an independent third party through binding arbitration.

Your complete satisfaction is the goal of Honda and all Honda dealers. The Arbitration Program of CAMVAP makes a valuable contribution to our achieving that goal. There is absolutely no charge for using this service, and it is fast, fair and final.

CAMVAP is available in all provinces. For more information, you can call CAMVAP directly at 1-800-207-0685.

With A Little Care, Your Honda Investment Will Pay Even Greater Dividends.

In designing and building your new Honda we have employed some of the most advanced rust-inhibiting treatments and techniques available. Double-sided, electro-galvanized steel has been used extensively and the rugged unit-body has been designed to eliminate many potential rust areas.

Our attention to these details, combined with a little extra attention on your part can help keep your Honda sparkling and rust-free a lot longer, especially when you know the tricks of the trade.

Rust is caused by two factors. The first is the accumulation of dirt and moisture in hard to get at cavities and other areas under your vehicle. The second is the removal of paint and protective coatings on the outside and underneath the vehicle caused by stones, gravel or minor accidents.

While it is difficult to generalize, certain environmental conditions affect the rate of corrosion. Regions which experience high relative humidity, especially when temperatures are above the freezing point will be subject to accelerated corrosion. Also, regions where the atmosphere is affected by industrial pollution or where salt is used for de-icing roads are prime candidates for increased rates of corrosion.

A GOOD WASHING DOES MORE GOOD THAN YOU'D THINK.

You should wash your vehicle at regular intervals, and at least once a week under adverse conditions. When washing, be sure that your Honda is in the shade and the paint surface is cool. Begin by softening up the dirt on the underside of the body and radiator area with a jet of water. Then rinse the entire body until the dirt is loosened up.

Next, wash the dirt off using a sponge and plenty of soapy water. A soap specialized for washing vehicles is available from your Honda dealer. Or a mild dish washing detergent mixed with fresh, clean, luke-warm (not hot) water may be used. After soaping, the vehicle should be rinsed thoroughly.

After each washing, take a moment to inspect the body finish for any nicks or scratches in the paint which could give rust a place to begin.

Also, check the underside of the vehicle to ensure that it is free from built-up dirt and that all protective undercoatings are intact.

Be careful to clear out any drain holes in the bottom of the doors, and the tailgates on station wagons, hatch-back and minivan models. If your Honda has ventilation holes in the bottom of either the rocker panels or the rear fenders,

they should also be cleared out. You should also inspect the strips adjoining all windows to ensure that they are diverting water from entering the body panels.

Hot water is not recommended, especially in freezing conditions as it may cause painted surfaces to crack. Also, in freezing conditions, do not wash your vehicle unless you can dry it completely. Door locks and rubber seals are particularly sensitive to damage caused by freezing.

During the winter months it is important to clean your Honda's underside with either high pressure water or steam. This should include the wheelhousings, bumpers, the muffler, tailpipe and brackets.

If you are unable to perform this yourself, you should locate a car wash equipped to perform this service.

In choosing a car wash you should be aware that recycled cleaning solutions which have not been adequately treated have proven to be contributing factors to corrosion. Check with your car wash operator. These recommendations also apply to vehicles used in areas known to be above normal in atmospheric salts (such as coastal regions) and those having above normal atmospheric corrosives such as sulphur dioxide.

TOUCH UP TIPS.

If any metal has been exposed due to scratches or chips from road debris, the area should be treated immediately, by your Honda dealer, a qualified auto body repair shop or yourself. If you choose to do the job yourself, here are some important pointers:

1. Scrape the damaged surface completely clean of any rust with sandpaper, a penknife or similar object.
2. Apply an anti-rust primer to the area and let it dry .
3. After drying, sand the edges for smoothness without exposing more metal.
4. Apply the matching touch-up paint which is available from your Honda dealer's Parts Department.

If only the exterior paint has been chipped, and no metal has been exposed, simply sand the edges smooth and apply the matching body paint.

Anytime you see an indication of either cosmetic or external corrosion, or perforation corrosion, however caused, you should attend to it immediately to prevent further damage.

With a Little Care, Your Honda Investment Will Pay Even Greater Dividends

Should your Honda sustain more serious body damage, you should have it restored to original condition by your Honda dealer or a qualified auto body shop. If you choose the latter, make certain that all replaced or repaired parts have been protected against corrosion.

Also, to maintain your Rust Perforation and Surface Corrosion warranties, ensure that only genuine Honda parts or Honda-approved parts are used as replacements.

CHECK THE PASSENGER AND CARGO COMPARTMENTS.

Not all corrosion begins on the outside of your vehicle. Moisture is often trapped under the floor carpets or trunk mats. In time, it can corrode and weaken the floor and trunk panels. You can help prevent this by removing any loose protective mats and allowing them and the area under them to dry. The use of a wet-type vacuum cleaner will also be helpful.

Certain cargoes, such as chemicals, fertilizer, cleaners, and de-icing salts are particularly corrosive in nature. Transporting these materials makes it necessary for owners to take special precautions to protect their vehicles from related corrosion.

CHOOSE THE RIGHT MUD AND STONE SHIELDS.

If you do much of your driving on gravel and loose stone surfaces, or on roads that are heavily salted, consider buying mud or stone shields which mount on the lower body edge behind each wheel. For best results, the shield should extend as close to the road as is practical. Small, purely decorative shields may be of little benefit. Also, be sure the fitting of such shields is also corrosion resistant. Your Honda dealer has mud and stone shields specifically designed for your Honda and will be pleased to properly install them for you.

GARAGING YOUR HONDA.

Many different factors will influence your decision whether to garage your new Honda or not.

If the garage is poorly ventilated or damp from driving the car in and out when wet or covered with snow, it is probably better to keep the car outdoors. This is particularly true when the temperature is below freezing. However, if the car is used less often and the garage is kept clean and dry, you should keep it garaged.

The Parts And Service Your Honda Started With Are The Best To Stay With.

No one has the investment in genuine Honda parts, or a staff with the cumulative years of Honda service experience your Honda dealer does. That's a tremendous investment. Take advantage of it, and it can also be an investment that rewards you handsomely.

For one thing, you'll always know that your Honda is getting nothing less than genuine, guaranteed Honda parts... designed by Honda for nothing less than the best fit and finish. And you can be sure they'll deliver all the performance and reliability that was engineered into your Honda in the first place.

The same thinking applies to your Honda dealer's service. Factory-trained technicians, using the latest diagnostic equipment and up-to-the-minute factory service bulletins, are simply better qualified to do a better job. And, of course, their work is guaranteed.

In terms of peace of mind, those two considerations alone are worth a great deal. And, when combined with your Honda dealer's highly competitive pricing, plus a regular

schedule of special promotions, chances are you'll also realize some substantial savings.

Then there's the established fact that people who maintain their Honda to original equipment standards can expect fewer mechanical problems plus more value for their Honda at trade-in time.

This may make you feel uncomfortably like a captive audience, but we simply can't guarantee the quality of another manufacturer's parts or the calibre of someone else's service.

It all comes down to this. We set very high standards for the vehicles we manufacture as well as our replacement parts and service. Chances are, those high standards are one of the reasons you chose Honda in the first place. So, why risk compromising them now that you are a new Honda owner?

Your Honda dealer offers parts and service at very competitive prices. And along with it, quality you can count on. So keep the percentages in your favour by keeping your Honda 100% Honda.



Preventive Maintenance. The Little Things You Do Can Add Up To A Lot.

RECOMMENDED MAINTENANCE SCHEDULE

Some parts of your new Honda will require servicing and replacement more regularly than others. Keeping your Honda's maintenance on schedule also keeps your warranties valid.

PLEASE FOLLOW THE MAINTENANCE REQUIREMENTS LISTED IN THE CANADIAN MAINTENANCE SCHEDULE BROCHURE FOR YOUR MODEL (AVAILABLE FROM YOUR DEALER) OR VISIT WWW.HONDA.CA IN THE YOUR HONDA SECTION, CLICK ON MAINTENANCE CALCULATOR.

Between visits to your Honda dealer for scheduled maintenance, your Honda will respond most positively to a little care and attention from you. Here are a few things you can do to help reduce the possibility of future repairs.

1. WASH WITH CARE.

Caked up mud and salt on the underbody are a prime cause of body corrosion. So, take care to flush out the underbody with a garden hose or at the car wash. The chart on page 31 shows key areas you shouldn't overlook.

2. THE FIRST STEP IN PROTECTING YOUR FINISH.

Twice a year you should give your Honda a good waxing. This will help protect the finish. Always wax your Honda in the shade when the paint surface is cool. Covering over exposed metal helps prevent rust. So, if you find any minor scratches in the paint, your Honda dealer has touch-up paint to match your Honda's body colour. Dirt imbedded in fabric causes it to wear more quickly, so it's a good idea to shampoo your Honda's interior occasionally - just like you do your home furniture.

3. DON'T OVERLOOK LOOKING UNDER THE HOOD.

All vehicle engines tend to consume a little engine oil. This varies depending on your driving habits and the type of driving you do. Every second gas-up, it's wise to check your Honda's oil level. If you use a "self-serve" gas station, check the oil yourself.

4. MAINTAIN ENGINE EFFICIENCY. CHECK YOUR COOLANT.

The water and anti-freeze in your Honda's cooling system helps keep it running at the proper and most efficient temperature. This mixture evaporates slowly, therefore it should be checked periodically. Before the winter season, let your Honda dealer check the quality of your anti-freeze and restore it to its proper strength.

5. A DIRTY AIR FILTER COSTS PERFORMANCE.

Your Honda's engine needs a good supply of air for efficient fuel combustion. Over time, its air filter can become clogged, reducing performance and fuel economy. Ask your Honda dealer to inspect and replace this filter according to your maintenance schedule, especially if you do most of your driving on dusty roads.

6. FRESH WIPERS MAKE A CLEAN SWEEP.

Windshield wipers wear out through use and damage from the sun's ultra-violet rays. Because clear vision is essential to good driving, check your wipers from time to time. Your Honda dealer will have exact replacements if and when you need them. It's also a good idea to carry a spare.

7. CLEAR THE ROAD AHEAD.

Always keep your windshield washer reservoir topped up. And, periodically inspect the washer jets to make sure they're free of dirt and in good operating condition.

8. WORN TIRES WARN OF OTHER PROBLEMS.

Tires that are over-inflated or under-inflated will not only have a negative effect on your Honda's precise handling, they'll also wear unevenly. Check your tires occasionally to see that they are inflated to the level

recommended in your owner's manual. Check for uneven tread wear. It's a sign that precision adjustments are needed. Also, be sure to have your Honda dealer rotate your tires regularly to help extend tread life.

9. A QUESTION OF ADDITIVES.

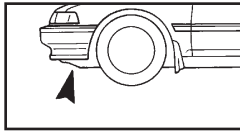
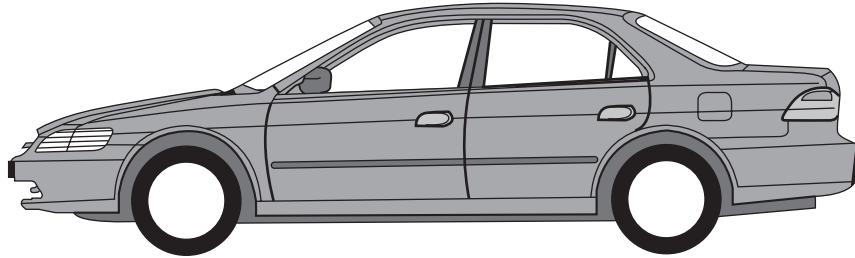
Your Honda vehicle does not require any oil additives. Oil additives may adversely affect your engine's or transmission's performance and durability. Additionally, your Honda does not require the use of rust inhibitors or other additives in its cooling system. The use of these products may not be compatible with the coolant or engine components. The use of fuel additives, or fuel injector cleaners is not part of the recommended maintenance schedule and is not required

ORIGINAL EQUIPMENT MEANS ORIGINAL QUALITY.

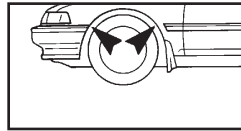
Genuine Honda parts are the same as those which came with your new Honda. So their fit, quality and performance will be nothing less than Honda perfect. Your Honda dealer always has a good stock on hand for over-the-counter quick replacement when you need them.

A Good Wash Up Keeps Rust Down.


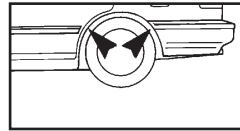
Eliminate build-ups of dirt and salt from your Honda's underbody, and you'll be doing a lot to help eliminate rust. Here are the prime locations that need a good hosing out from time to time.



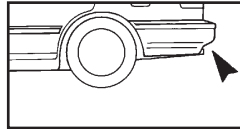
1. The area above the sub-frame may be washed out through access under the hood and from under the vehicle.




2. Wash the inside of the front and rear wheelhousings to prevent dirt and salt build-up.



3. Dirt and salt tend to build up on the rear radius rod mount and control arm pivot mounts. A blast from your garden hose will keep them clear.



4. The inside of the rear bumper can trap dirt and salt. Rinse it out occasionally.



5. Spray the radiator fins from the back side (even behind the fan) to rinse away salt and sand that may accumulate in the radiator fins.